

Objectives and investment policy

Objectives

The objective is to generate an absolute, positive return. The share class is accumulating.

Investment policy

The alternative investment fund mainly invests in bonds and other debt securities, either directly or in units or shares of any undertakings for collective investment in transferable securities ("UCITS") or alternative investment funds (AIFs). The alternative investment fund may use derivatives and utilise various methods to increase, reduce or hedge the exposure. The gross exposure is capped at 15 times the value of net assets.

The investment strategy is active. This means that there may be significant differences in the return relative to the alternative investment fund's target.

The fund is categorized under SFDR article 6. The fund follows Danske Invest PCC Limited's responsible investment policy.

Subscription is only possible for investors with a portfolio management agreement with Danske Bank or other distributor as described in the Supplemental Scheme Particulars.

Fund shares can normally be redeemed on banking days.

Recommendation: This alternative investment fund may not be appropriate for investors who plan to withdraw their money within 3 years.

Latest fund report

The return of the Danske Hedge Fixed Income Opportunities fund was 5.28% in July 2022. For 2022 as of August 2nd, the return of the fund was -10.5%. The fund does not have a benchmark.

The fund is an important part of the multi-asset portfolio solution offered by Danske Bank. In terms of portfolio construction, the fund has two purposes: 1) To hedge away undesired duration risks in the multi-asset portfolios (meaning the fund is structurally long EU duration), and 2) to implement active strategies within rates and currency markets based on macroeconomic and financial market forecasts. Note that subscribing to the fund is only possible for investors who have a multi-asset portfolio management agreement with Danske Bank Asset Management.

Positions implemented for duration hedging purposes yielded a significant positive return during the month of July as interest rates in Germany fell strongly. However, active risk taking in FX & duration also contributed positively as long duration exposure performed well and FX risk taking was a neutral in July.

Active risk taking in the fund is still relatively low. The fund remains net short the USD primarily vs the SEK & EUR. Exposure to US & German duration has recently been cut again as interest rates have fallen, but remains positive. Overall, fund volatility will remain dominated by exposure implemented for duration hedging purposes as we continue to have low expected returns across especially US & German duration and - most importantly - still run relatively low tactical risk in general.

Historical returns are no reliable indicator of future returns. It should be noted that monthly returns (in per cent) are non-additive.

Manager



Name:
Esben Vibel
Danske Bank Asset Management
Title:
Chief Portfolio Manager
Background:
M.Sc. (Quantitative Economics)
Years of experience:
7

Basic information

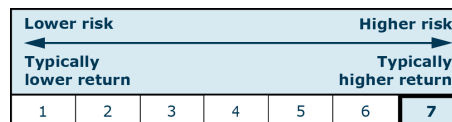
ISIN code	GG00BSTLDR70
Currency	DKK
Total assets, mill. DKK, 12.08.2022	1,535.9
Net asset value (NAV), 16.08.2022	1,239.56
Minimum initial investment	DKK 10,000
Management fee	0.40%
Sub-fund of	Danske Invest PCC Limited
Fund domicile	Guernsey
Management company	Danske Invest Management A/S

Charges

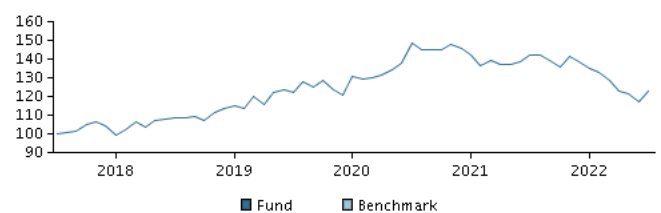
Ongoing charge	0.60%
Max. entry charge	5.00%
Max. exit charge	5.00%
Performance fee: 10% of the outperformance against the hurdle rate. In the fund's last financial year the performance fee was 0.00%.	

Risk indicator

The indicator illustrates the typical correlation between the risk and your potential return of the investment.

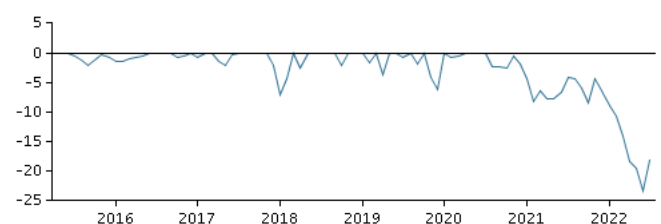


Return in the period: 31.07.2017 - 29.07.2022



The default for the chart is the return for the past 5 years as of end of month or, if the fund is less than 5 years old, since launch. Past performance is not a reliable indicator of future results. Future returns may be negative. The return may increase and decrease as a result of currency fluctuations if the fund is issued in a currency other than the currency used in the country in which you are domiciled.

Drawdown



Monthly return

	Jan	Feb	Mar	Apr	May	Jun	Jul	Aug	Sep	Oct	Nov	Dec	YTD
2022	-2.51	-1.83	-3.31	-4.28	-1.05	-3.88	5.28						-11.31
2021	-2.47	-3.88	1.88	-1.52	0.04	1.24	2.51	-0.28	-1.72	-2.41	4.17	-2.12	-4.78
2020	8.01	-0.67	0.22	1.00	2.36	2.66	7.69	-2.35	-0.04	-0.07	1.96	-1.35	20.58
2019	1.29	-1.62	5.61	-3.61	6.03	0.75	-0.77	4.17	-1.97	2.80	-4.03	-2.10	6.07
2018	-4.99	2.88	4.49	-2.58	3.51	0.81	0.30	0.22	0.76	-2.21	3.77	2.40	9.27
2017	-0.82	0.98	-0.18	-1.18	-0.78	1.76	0.48	1.22	0.33	3.92	1.24	-2.17	4.77
2016	-0.76	-0.02	0.41	0.29	0.27	0.85	0.24	0.15	0.16	-0.70	0.21	1.54	2.65

