

Objectives and investment policy

Objectives

The objective of the fund is to generate high absolute return. The share class is accumulating.

Investment policy

The fund mainly invests in long and short positions in bonds and fixed income markets primarily in the Nordic, but also Euroland, UK and US. The fund aims to utilise imbalances in the markets by investing in both traditional government bonds and mortgage bonds as well as financial derivative instruments. The fund aims to protect the investments by hedging the interest rate risk fully or partially, as well as by investing in a number of different strategies. The gross exposure is capped at 150 times the value of net assets. The investment strategy is active. This means that there may be significant differences in the return relative to the alternative investment fund's target. The fund is categorized under SFDR as article 8 and promotes environmental and/or social characteristics, as well as good governance practices, through screening, restrictions, investment analysis and decision-making as well as active ownership. The fund follows Danske Invest PCC Limited's responsible investment policy. Subscription is only possible for investors with a portfolio management agreement with Danske Bank or other distributor as described in the Supplemental Scheme Particulars. Fund shares can normally be redeemed on banking days with one week's notice. Recommendation: This alternative investment fund may not be appropriate for investors who plan to withdraw their money within 3 years.

Latest fund report

In June, Danske Invest Hedge Fixed Income Strategies, DKK Sub-Class W provided a return of -2.45%. Year to date the return is -16.91%.

The escalating conflict between Russia & Ukraine followed by harsh sanctions has been driving market sentiment in recent months. Meanwhile, soaring energy prices has pushed inflation even higher causing a headache for central banks, as they will have to weigh a deterioration growth outlook versus ensuring price stability. So far, it seems like they have chosen price stability.

The elevated uncertainty and fear of an escalating war has had a severe impact on market liquidity in the fixed income markets.

We do have a number of strategies in the Nordic Countries, which has performed poorly. In particular has our outright positions, yield curve positions, government bond spread positions, covered bond positions and our volatility positions contributed negative to performance. We do not have any exposure against the Eastern European Countries.

At the end of June, the portfolio risk level (in terms of Value-at-Risk) is approx. 20% below our maximum risk limit, which is a small decrease since the beginning of the month.

Historical returns are no reliable indicator of future returns. It should be noted that monthly returns (in per cent) are non-additive.

Manager



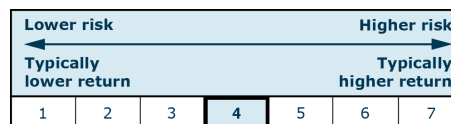
Name:
Michael Petry
Danske Bank Asset Management
Title:
Chief Portfolio Manager
Background:
HD (Finansiering)
Years of experience:
27

Basic information

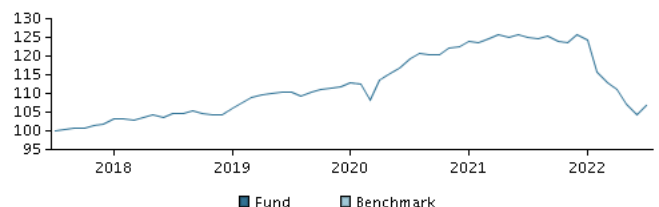
ISIN code	GG00BZ05S278
Currency	DKK
Total assets, mill. DKK, 29.07.2022	6,046.9
Net asset value (NAV), 29.07.2022	1,075.25
Minimum initial investment	DKK 10,000
Management fee	0.65%
Sub-fund of	Danske Invest PCC Limited
Fund domicile	Guernsey
Management company	Danske Invest Management A/S

Risk indicator

The indicator illustrates the typical correlation between the risk and your potential return of the investment.

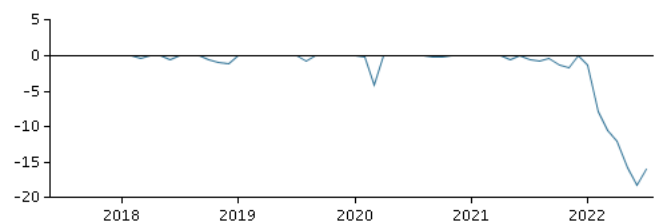


Return in the period: 31.07.2017 - 29.07.2022



The default for the chart is the return for the past 5 years as of end of month or, if the fund is less than 5 years old, since launch. Past performance is not a reliable indicator of future results. Future returns may be negative. The return may increase and decrease as a result of currency fluctuations if the fund is issued in a currency other than the currency used in the country in which you are domiciled.

Drawdown



Monthly return

	Jan	Feb	Mar	Apr	May	Jun	Jul	Aug	Sep	Oct	Nov	Dec	YTD
2022	-1.21	-6.68	-2.61	-1.56	-3.62	-2.45	2.12						-15.15
2021	1.11	-0.06	0.73	0.79	-0.50	0.51	-0.61	-0.21	0.52	-1.04	-0.27	1.68	2.65
2020	1.06	-0.16	-4.03	4.95	1.57	1.44	1.92	1.23	-0.17	-0.00	1.40	0.28	9.65
2019	1.65	1.57	1.03	0.83	0.24	0.27	-0.01	-0.80	1.05	0.62	0.30	0.13	7.07
2018	1.15	0.15	-0.32	0.77	0.37	-0.48	1.06	0.08	0.51	-0.55	-0.30	-0.17	2.29
2017							0.41	0.65	0.26	0.01	0.85	0.34	2.53

Disclaimer & contact information

This fact sheet has been prepared as marketing communication by Danske Bank A/S ("Danske Bank"). Danske Bank is under supervision by the Danish Financial Supervisory Authority (Finanstilsynet).

This fact sheet has been prepared for informational purposes only and it is not to be relied upon as investment, legal, tax, or financial advice. You must consult with your advisor as to the legal, tax, financial or other matters relevant to the suitability and appropriateness of a potential investment.

This fact sheet is not an offer or solicitation of any offer to purchase or sell any financial instrument, this includes instruments distributed by third parties. Whilst reasonable care has been taken to ensure that the contents of this publication is fair, true, and not misleading, no guarantee is made as to its accuracy or completeness and no liability is accepted for any loss arising from reliance on it. Danske Bank accepts no responsibility for the accuracy and/or completeness of any third party information obtained from sources Danske Bank believes to be reliable but which have not been independently verified.

The returns presented in this fact sheet are historical. Historical returns are not indicative of future return and investors may incur losses on their investments. The return may increase and decrease as a result of currency fluctuations if the fund is issued in a currency other than the currency used in the country in which you are domiciled.

This fact sheet nor any copy of it may be taken or transmitted into the United States of America, its territories or possessions (the 'United States') or distributed directly or indirectly in the United States or to any U.S. person (as defined in Regulation S under the U.S Securities Act of 1933, as amended), including any national or resident of the United States, or any corporation, partnership or other entity organised under the laws of the United States.

Any information or opinions contained in this fact sheet are not intended for distribution to or use by any person in any jurisdiction or country where such distribution or use would be unlawful.

Please refer to the prospectus and the key investor information before making any final investment decision. The prospectus, the key investor information of the fund and information regarding complaints handling (investor rights) can be obtained in English at danskeinvest.lu by clicking on "our funds" -> choose the relevant fund overview -> press relevant fund -> press "documents".

If the fact sheet relates to an ESG-fund or a fund with a sustainable investment objective, you can find more information about the sustainability aspects of the fund at danskeinvest.lu by clicking on "our funds" -> choose the relevant fund overview -> press relevant fund -> press "documents".

The decision to invest in an ESG-fund or a fund with a sustainable investment objective should take into account all the environmental and/or social characteristics of the fund, or sustainable investment objective as described in the Prospectus.

Danske Invest Management A/S may decide to terminate the arrangements made for the marketing of its funds. Copyright © Danske Bank A/S. All rights reserved. This publication is protected by copyright and may not be reproduced in whole or in part without permission.

Danske Bank A/S
Holmens Kanal 2-12 ,
DK-1091 Copenhagen, Denmark
Company reg. no.: 61 12 62 28
Tel. +45 45 13 96 00
Fax +45 45 14 98 03
<http://www.danskebank.dk/>