

Objectives and investment policy

Objectives

The objective of this alternative investment fund is to achieve investment growth in any type of market conditions (absolute return). The share class is accumulating.

Investment policy

The fund seeks exposure to volatility risk premia embedded in equities, fixed income, credit, currencies and money market instruments from anywhere in the world with a focus on developed markets. The volatility-based strategies are implemented using derivatives such as options, futures and swaps. The fund may also, for a short period of time, invest directly, or via UCITS or UCIs, into such underlying securities. The fund will invest its remaining assets in UCITS (including UCITS ETFs), UCIs, high credit quality debt instruments, such as bonds issued by governments and credit institutions, money market instruments and/or short-term deposits. The fund may use derivatives for hedging and efficient portfolio management, as well as for investment purposes. Expected leverage is 800% to 1,000% with an expected maximum of 4,000%.

The fund is categorized under SFDR article 6. The fund follows Danske Invest's responsible investment policy.

The main part of the share class' NAV will be hedged against the base currency of the fund. However, the share class remains exposed to the currencies of the investments in the fund.

Recommendation: The fund may not be appropriate for investors who plan to redeem their money within 3 years.

Latest fund report

The return in February for Global Cross Asset Volatility Class W-sek h p was -1.75%.

February was characterised by attention to economic data with its importance for central banks when setting monetary policy.

Strong growth and inflation data lead to increasing rates with relatively small moves in equities not suiting the portfolio well.

The S&P Global US Service PMI came out strong on February 21, S&P500 index ending 2% lower than previous trading day and US 2-year government rates 11bp higher.

During the month, S&P500 fell 2.6%, while the VIX fell a bit more than 1 unit to 20.7.

The German 10 year rate rose 37bp to 2.65%.

The average risk consumption during February was 45% of maximum Value-at-Risk.

Contribution from asset classes:

- Equities: Negative
- Rates: Negative
- Currencies: Negative

Historical returns are no reliable indicator of future returns. It should be noted that monthly returns (in percent) are non-additive.

Manager



Name:
Jacob Øland Jensen
Danske Bank Asset Management
Title:
Chief Portfolio Manager
Background:
M.Sc. in Economics
Years of experience:
16

Basic information

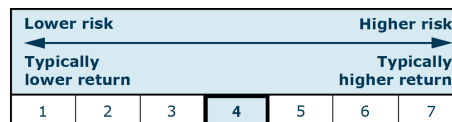
ISIN code	LU1807293649
Currency	SEK
Total assets, mill. SEK, 22.03.2023	2,846.5
Net asset value (NAV), 23.03.2023	1,011.74
Minimum initial investment	10,000 SEK
Management fee	0.75%
Sub-fund of	Danske Invest SICAV - SIF
Fund domicile	Luxembourg
Management company	Danske Invest Management A/S

Charges

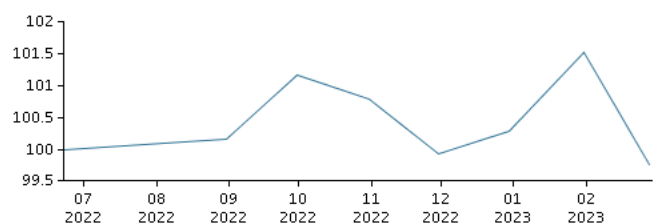
Ongoing charge	0.96%
Max. entry charge	5.00%
Max. exit charge	1.00%
Performance fee: 20% of the outperformance as defined in the prospectus in the section 'Charges and Expenses'.	

Risk indicator

The indicator illustrates the typical correlation between the risk and your potential return of the investment.

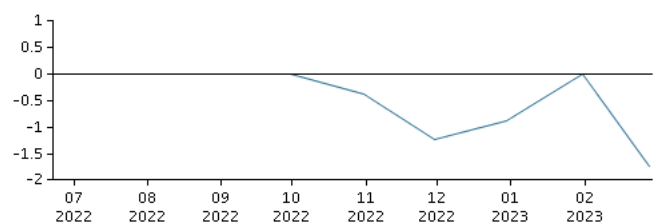


Return in the period: 22.06.2022 - 28.02.2023



The default for the chart is the return for the past 5 years as of end of month or, if the fund is less than 5 years old, since launch. Past performance is not a reliable indicator of future results. Future returns may be negative. The return may increase and decrease as a result of currency fluctuations if the fund is issued in a currency other than the currency used in the country in which you are domiciled.

Drawdown



Monthly return

	Jan	Feb	Mar	Apr	May	Jun	Jul	Aug	Sep	Oct	Nov	Dec	YTD
2023	1.24	-1.75											-0.53
2022								0.17	1.00	-0.38	-0.85	0.35	0.29

