

#### Annex IV

Template periodic disclosure for the financial products referred to in Article 8, paragraphs 1, 2 and 2a of Regulation (EU) 2019/2088 and Article 6, first paragraph, of Regulation (EU) 2020/852

Product name: Danske Invest SICAV - SIF Global Cross Asset Volatility

Legal entity identifier: 549300W51VQVT65XPI95

## Environmental and/or social characteristics

Did this financial product have a sustainable investment objective?



Yes



No



It made sustainable investments with an environmental objective: %



in economic activities that qualify as environmentally sustainable under the EU Taxonomy



in economic activities that do not qualify as environmentally sustainable under the EU Taxonomy



It made sustainable investments with a social objective: %



It promoted Environmental/Social (E/S) characteristics and while it did not have as its objective a sustainable investment, it had a proportion of % of sustainable investments



with an environmental objective in economic activities that qualify as environmentally sustainable under the EU Taxonomy



with an environmental objective in economic activities that do not qualify as environmentally sustainable under the EU Taxonomy



with a social objective



It promoted E/S characteristics, but did not make any sustainable investments

Sustainable investment means an investment in an economic activity that contributes to an environmental or social objective, provided that the investment does not significantly harm any environmental or social objective and that the investee companies follow good governance practices.

The EU Taxonomy is a classification system laid down in Regulation (EU) 2020/852, establishing a list of environmentally sustainable economic activities. That Regulation does not lay down a list of socially sustainable economic activities. Sustainable investments with an environmental objective might be aligned with the Taxonomy or not.



### To what extent were the environmental and/or social characteristics promoted by this financial product met?

The fund promoted:

1. Adherence to the OECD Guidelines for Multinational Enterprises, the UN Guiding Principles on Business and Human Rights, conventions adopted by the International Labour Organization (ILO) and other international minimum safeguards as well as good governance principles through an enhanced sustainability standards screening.
2. Certain minimum environmental safeguards through exclusions.
3. Certain minimum ethical and social safeguards through exclusions.

There was a commitment to conduct active ownership if prompted through relevant processes and policies. The fund did not apply a reference benchmark for the attainment of its environmental and/or social characteristics.

Sustainability indicators measure how the environmental or social characteristics promoted by the financial product are attained.

## How did the sustainability indicators perform?

The graphs below demonstrate the performance of the sustainability indicators measured in relation to the environmental and/or social characteristics of the fund. The indicators are reported as an annual average value.

The sustainability indicators are not subject to an assurance provided by an auditor or other review by a third party.

For additional information, please refer to the "SFDR Reading Guide" in this report and the document "Sustainability-related disclosure", which is available under the heading "Sustainability-related disclosures for our funds" at:

[https://www.danskeinvest.lu/page/responsible\\_investments\\_insight](https://www.danskeinvest.lu/page/responsible_investments_insight)

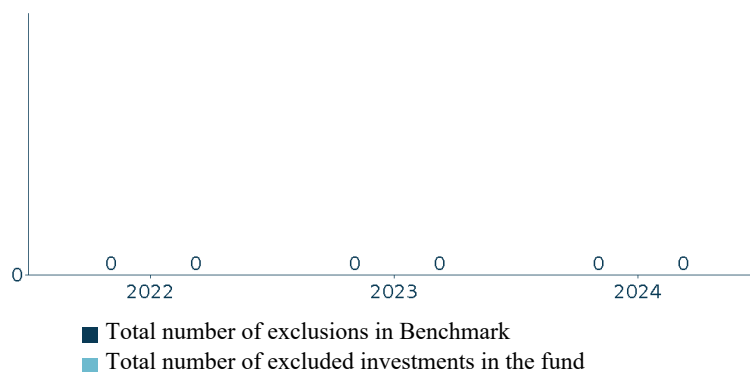
## Exclusions

Indicator: The number of excluded investments in the fund's portfolio and the number of issuers on the exclusion list as a result of the exclusion criteria.

The selected indicators demonstrate whether the fund has adhered to its commitment to not invest in issuers subject to the exclusions applied, but they do not provide an indication of the impact the exclusion has had on the fund. The number of exclusions shown in the table and chart below are based on the aggregate number of exclusions on the exclusion list for the applicable exclusion categories at the end of the reference period. An issuer may be counted excluded in more than one exclusion category, meaning that the total number of exclusions in the chart is not necessarily representative to the total number of excluded issuers in the fund or benchmark. To the extent a reference benchmark exists, the number of excluded investments in the benchmark is shown. The benchmark is considered to be representative of the fund's investment universe in this respect.

Binding element: The fund excludes investments that are captured by its exclusion criteria.

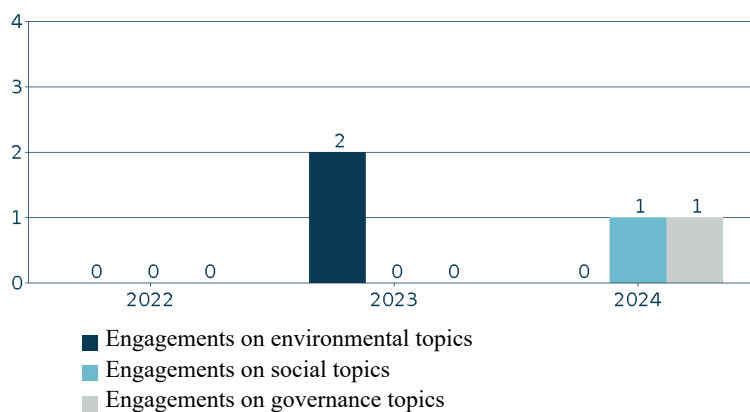
Exclusion	Issuers on Danske Bank's exclusion list	Excluded issuers in BM (number)	Weight of BM excluded	Total number of excluded companies in portfolio
Thermal coal	372	0	0.0%	0
Controversial weapons	64	0	0.0%	0
Good governance (Enhanced Sustainability Standards)	28	0	0.0%	0
Incident & Event Based Breaches (Enhanced Sustainability Standards)	492	0	0.0%	0
Peat-fired power generation	0	0	0.0%	0
Pornography	11	0	0.0%	0
Restricted Countries (Enhanced sustainability Standards)	27	0	0.0%	0
Statens pensjonsfond utland	177	0	0.0%	0
Tar sands	53	0	0.0%	0
Tobacco	120	0	0.0%	0



### Active ownership

Indicator: Number of engagement activities applied to issuers in the fund's portfolio. The graph below illustrates engagement activities registered by Danske Bank or delegated managers of issuers in the fund's portfolio. Engagements registered did not necessarily take place as part of the direct management of the fund.

Binding element: The fund is committed to ensuring engagement with issuers in the fund's portfolio in accordance with the Active Ownership Policy of Danske Invest Management A/S.



### ...and compared to previous periods?

The charts above provide as relevant historical comparisons against previous reporting periods.

## What were the objectives of the sustainable investments that the financial product partially made and how did the sustainable investment contribute to such objectives?

Not relevant.

## How did the sustainable investments that the financial product partially made not cause significant harm to any environmental or social sustainable investment objective?

Not relevant.

## How were the indicators for adverse impacts on sustainability factors taken into account?

Not relevant.

## Were sustainable investments aligned with the OECD Guidelines for Multinational Enterprises and the UN Guiding Principles on Business and Human Rights?

Not relevant.

Principal adverse impacts are the most significant negative impacts of investment decisions on sustainability factors relating to environmental, social and employee matters, respect for human rights, anti-corruption and anti-bribery matters.

The EU Taxonomy sets out a 'do no significant harm' principle by which Taxonomy-aligned investments should not significantly harm EU Taxonomy objectives and is accompanied by specific Union criteria.

The 'do no significant harm' principle applies only to those investments underlying the financial product that take into account the Union criteria for environmentally sustainable economic activities. The investments underlying the remaining portion of this financial product do not take into account the Union criteria for environmentally sustainable economic activities.

Any other sustainable investments must also not significantly harm any environmental or social objectives.



## How did this financial product consider principal adverse impacts on sustainability factors?

The fund did not take into account principal adverse impacts on sustainability factors. Due to the investment strategy of the fund and limited data availability, the fund is not able to monitor, prioritise or report on principal adverse impacts.



## What were the top investments of this financial product?

The list includes the investments constituting the greatest proportion of investments of the financial product during the reference period which is 1 January 2024 - 31 December 2024.

Largest investments (as calculated on basis of largest investments of the year measured monthly)	ISIN	Sector	% Assets	Country
German Treasury Bill 0% 11.12.2024	DE000BU0E121	Government bonds	9.2%	DE
German Treasury Bill 0% 19.02.2025	DE000BU0E147		7.8%	DE
German Treasury Bill 0% 16.10.2024	DE000BU0E105		6.7%	DE
Netherlands Government 0.25% 15.07.2025	NL0011220108	Government bonds	6.3%	NL
Finnish Government 0% 15.09.2024	FI4000391529	Government bonds	6.0%	FI
Bonos Y Oblig Del Estado 0% 31.05.2025	ES0000012K38	Government bonds	6.0%	ES
Belgium Kingdom 0.8% 22.06.2025	BE0000334434	Government bonds	5.9%	BE
Buoni Poliennali Del Tes 2.5% 01.12.2024	IT0005045270	Government bonds	5.8%	IT
Netherlands Government 0%15.01.2024	NL0012650469	Government bonds	5.4%	NL
Buoni Poliennali Del Tes 0%15.04.2024	IT0005439275	Government bonds	5.1%	IT

Netherlands Government 2%15.07.2024	NL0010733424	Government bonds	4.9%	NL
Bundesschatzanweisungen 2.2% 12.12.2024	DE0001104909	Government bonds	4.7%	DE
German Treasury Bill 0% 21.08.2024	DE000BU0E089	Government bonds	4.6%	DE
German Treasury Bill 0% 21.02.2024	DE000BU0E022	Government bonds	4.5%	DE
German Treasury Bill 0% 17.04.2024	DE000BU0E048	Government bonds	4.3%	DE



## What was the proportion of sustainability-related investments

The “asset allocation” chart shows the allocation of investments used for attaining environmental and/or social characteristics and other investments. For information on asset allocation in previous reference periods, please refer to the table below the asset allocation chart.

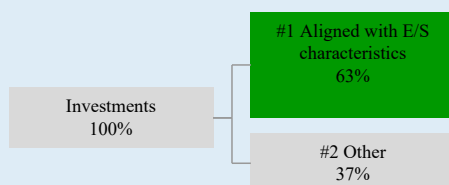
The fund did not invest through a commitment to make sustainable investments.

## What was the asset allocation?

The fund promoted environmental and/or social characteristics through screening, which provided the foundation for its exclusions and active ownership activities.

The fund also made 'Other investments' that were not screened according to the processes used to attain environmental and social characteristics (see 'Which investments were included under "Other", what was their purpose, and were there any environmental or social minimum safeguards').

Asset allocation describes the share of investments in specific assets.



#1 Aligned with E/S characteristics includes the investments of the financial product used to attain the environmental or social characteristics promoted by the financial product.

#2 Other includes the remaining investments of the financial product which are neither aligned with the environmental or social characteristics, nor are qualified as sustainable investments.

Asset allocation of the fund compared to previous reference periods	2022 (%)	2023 (%)	2024 (%)
#1 Aligned with E/S Characteristics	N/A	62	63
#2 Other	N/A	38	37
#1A Sustainable	N/A	N/A	N/A
#1B Other E/S Characteristics	N/A	N/A	N/A
Taxonomy-aligned	N/A	N/A	N/A
Other environmental	N/A	N/A	N/A
Social	N/A	N/A	N/A

### In which economic sectors were the investments made?

The table is based on holdings with data coverage in respect to sector allocation. The share of investments for which such data does not exist is shown in the “No sector data” bar. Weights for cash and derivatives are not reported meaning that the exposure weights do not necessarily add up to 100%.

The table reports separately on the fund’s exposures to issuers in sub-sectors that derive revenues from exploration, mining, extraction, production, processing, storage, refining or distribution, including transportation, storage and trade, of fossil fuels. These sub-sectors are reported through the sub-sector classifications of: Oil & Gas Drilling, Oil & Gas Equipment & Services, Integrated Oil & Gas, Oil & Gas Exploration & Production, Oil & Gas Refining & Marketing, Oil & Gas Storage & Transportation, and Coal & Consumable Fuels.

Sector	Sub-sector	Pct.
Financials	Diversified Banks	19.63%
Financials	Thriffs & Mortgage Finance	11.75%
Government bonds		52.05%
Energy	Oil & Gas Refining & Marketing	No investments
Energy	Oil & Gas Storage & Transportation	No investments
Energy	Oil & Gas Exploration & Production	No investments
Energy	Integrated Oil & Gas	No investments
Energy	Coal & Consumable Fuels	No investments
Energy	Oil & Gas Drilling	No investments
Energy	Oil & Gas Equipment & Services	No investments
No sector data		16.57%



## To what extent were the sustainable investments with an environmental objective aligned with the EU Taxonomy?

The fund did not invest based on a commitment to invest in accordance with the EU Taxonomy.

### Did the financial product invest in fossil gas and/or nuclear energy related activities complying with the EU Taxonomy\*?

- ☐ Yes
- ☐ In fossil gas
- ☐ In nuclear energy
- ☒ No

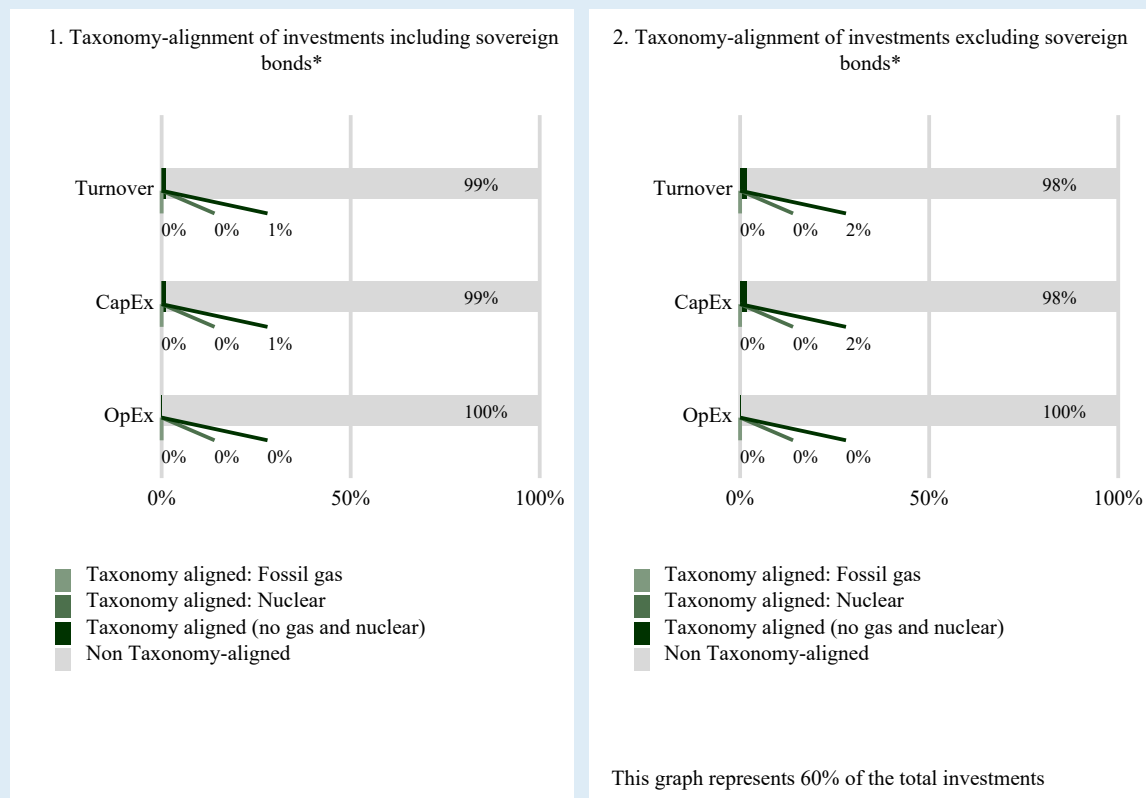
\*Fossil gas and/or nuclear related activities will only comply with the EU Taxonomy where they contribute to limiting climate change (“climate change mitigation”) and do not significantly harm any EU Taxonomy objective – see explanatory note in the left hand margin. The full criteria for fossil gas and nuclear energy economic activities that comply with the EU Taxonomy are laid down in Commission Delegated Regulation (EU) 2022/1214.

To comply with the EU Taxonomy, the criteria for fossil gas include limitations on emissions and switching to renewable power or low-carbon fuels by the end of 2035. For nuclear energy, the criteria include comprehensive safety and waste management rules.

Enabling activities directly enable other activities to make a substantial contribution to an environmental objective.

Transitional activities are activities for which low-carbon alternatives are not yet available and among others have greenhouse gas emissions corresponding to the best performance.

The graph below show in green the percentage of investments that were aligned with the EU Taxonomy. As there is no appropriate methodology to determine the taxonomy-alignment of sovereign bonds\*, the first graph shows the Taxonomy alignment in relation to all the investments of the financial product including sovereign bonds, while the second graph shows the Taxonomy alignment only in relation to the investment of the financial product other that sovereign bonds.



\* For the purpose of these graphs, 'sovereign bonds' consist of all sovereign exposures.

Taxonomy-aligned activities are expressed as a share of

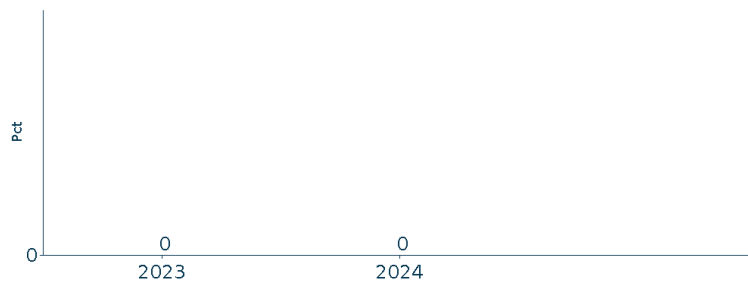
- Turnover reflects the 'greenness' of investee companies today.
- Capital expenditure (CapEx) shows the green investments made by investee companies, relevant for a transition to a green economy.
- Operational expenditure (OpEx) reflects the green operational activities of investee companies.

## What was the share of investments made in transitional and enabling activities?

Taxonomy alignment	2022 (%)	2023 (%)	2024 (%)
Investments aligned with the EU taxonomy	N/A	0	0
Investments aligned with the EU taxonomy (enabling activities)	N/A	0	0
Investments aligned with the EU taxonomy (transitional activities)	N/A	0	0



## How did the percentage of investments that were aligned with the EU Taxonomy compare with previous reference periods?



## What was the share of sustainable investments with an environmental objective not aligned with the EU Taxonomy?

Not relevant.

are sustainable investments with an environmental objective that do not take into account the criteria for environmentally sustainable economic activities under Regulation (EU) 2020/852.



## What was the share of socially sustainable investments?

Not relevant.

## What investments were included under 'other', what was their purpose and were there any minimum environmental or social safeguards?

The fund's #Other investments include investments that did not contribute to the attainment of environmental and/or social characteristics of the fund. Other investments were not subject to minimum environmental and social standards and included cash held as ancillary liquidity and other investments used for hedging or risk management purposes.



## What actions have been taken to meet the environmental and/or social characteristics during the reference period?

During the reference period, the fund managed the investment strategy in accordance with the binding elements relating to the attainment of the environmental and/or social characteristics, meaning that issuers were screened against applicable exclusions and, where relevant, active ownership activities.

The fund is monitored to ensure the attainment of the environmental and/or social characteristics.



## How did this financial product perform compared to the reference benchmark?

Not relevant

Reference benchmarks are indexes to measure whether the financial product attains the environmental or social characteristics that they promote.