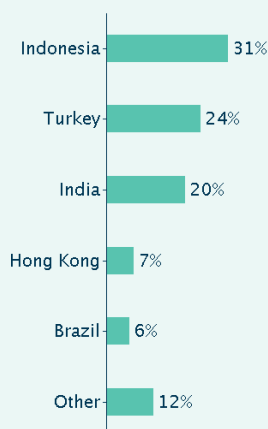


# Danske Invest SICAV Emerging and Frontier Markets Class WA

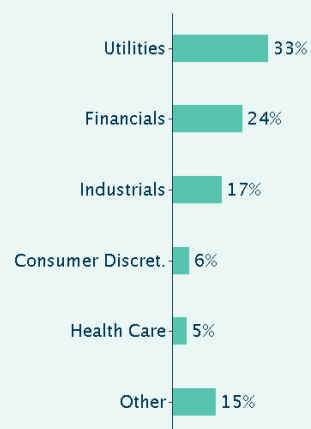
## Carbon footprint measurement

Carbon footprint on funds is computed by measuring companies' Scope 1 (direct emissions from own facilities) and Scope 2 (emissions from purchased energy). CO2 data is retrieved from data-service provider Trucost that uses companies' disclosed data for Greenhouse Gas (GHG) emissions in accordance with the GHG Protocol (Greenhouse Gas Protocol Corporate Standard). For more details see Danske Bank carbon footprint on funds methodology.

### Country domicile contribution (% of apportioned tCO2e)



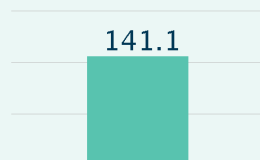
### Top-5 sector contribution (% of apportioned tCO2e)



### Top-5 holding contribution (% of apportioned tCO2e)

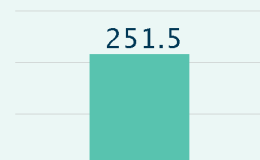
PT Cikarang Listrindo Tbk	30%
Haci Omer Sabanci Holding AS	23%
GMR Infrastructure Ltd	8%
Jubilant Organosys Ltd	4%
SITC International Holdings Co Ltd	4%

### Relative carbon footprint (tCO2e/mUSD invested)



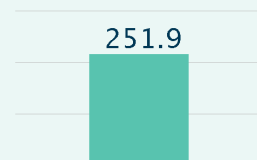
The metric is a normalized measure of the portfolio's CO2e contributions based on the total value of the investments. This allows for comparison across portfolios.

### Carbon intensity (tCO2e/mUSD revenue)



The metric is generated by the company's direct and indirect operations. Hence, using revenue to normalize the CO2e can show the carbon efficiency of the portfolio and the level of associated carbon risk.

### Weighted avg. carbon intensity (tCO2e/mUSD revenue)



The metric estimates the portfolio exposure to carbon intensive companies. Unlike previous metrics, CO2e intensities are allocated on portfolio weights rather than an on ownership or responsibility basis.

	<b>Portfolio coverage (%)</b> Part of AuM with emission data	<b>90.2</b>
	<b>CO2 emissions</b> Apportioned tCO2e for holdings	<b>8,525.2</b>

## Basic information

ISIN code	LU1678980258
Benchmark	MSCI Emerging Markets Net Total Return Index in EUR (net dividends reinvested)
Website	<a href="https://www.danskeinvest.com">https://www.danskeinvest.com</a>
Fund domicile	LU
Currency	EUR
Manager	Antti Raappana

## Investment policy

The fund invests mainly in emerging and frontier market equities. Specifically, the fund invests in transferable securities that are traded on a regulated market. At least two-thirds of net assets are invested in equities and equity-related securities issued by companies that are domiciled, or do most of their business, in emerging and frontier markets (defined as countries that are not recognised as developed countries by MSCI including Russia). Issuers are mainly small and medium sized companies. In actively managing the fund's portfolio, the management team selects securities that appear to offer superior investment characteristics. The fund generally expects that its holdings, and therefore its performance, may differ significantly from those of the benchmark. The fund may use derivatives for hedging and efficient portfolio management, as well as investment purposes. The fund may invest in Chinese A-shares subject to quota and operational constraints, which may increase legal and counterparty risk.

## *Disclaimer & contact information*

This publication has been prepared by Danske Bank Asset Management - a division of Danske Bank A/S ('Danske Bank'). Danske Bank is under supervision by the Danish Financial Supervisory Authority (Finanstilsynet).

This publication has been prepared for information purposes only and it is not to be relied upon as investment, legal, tax, or financial advice. The reader must consult with his or her professional advisors as to the legal, tax, financial or other matters relevant to the suitability and appropriateness of an investment. It is not an offer or solicitation of any offer to purchase or sell any financial instrument. Whilst reasonable care has been taken to ensure that its contents are fair and true, and not misleading, no representation is made as to its accuracy or completeness and no liability is accepted for any loss arising from reliance on it. We accept no responsibility for the accuracy and/or completeness of any third party information obtained from sources we believe to be reliable but which have not been independently verified.

Danske Bank encourage potential investors to seek investment advice prior to deciding to invest. Danske Bank also encourage potential investors to read the prospectus and key investor information document where the potential investors can find more information regarding the risk of the potential investment. Historical performance is not a guarantee for future performance.

Danske Bank (acting on its own behalf or on behalf of other clients), its affiliates or staff, may perform services for, solicit business from, hold long or short positions in, or otherwise be interested in the investments (including derivatives), of any issuer mentioned herein.

Neither this document nor any copy of it may be taken or transmitted into the United States of America, its territories or possessions (the "United States") or distributed directly or indirectly in the United States or to any U.S. person (as defined in the United States Securities Act of 1933, as amended, and the United States Securities Exchange Act of 1934, as amended), including any national or resident of the United States, or any corporation, partnership or other entity organised under the laws of the United States. Similarly, the document may not be distributed directly or indirectly in any jurisdiction where the funds are not intended for marketing.

Copyright © Danske Bank A/S. All rights reserved. This publication is protected by copyright and may not be reproduced in whole or in part without permission.

Danske Bank Asset Management - a division of Danske Bank A/S  
Holmens Kanal 2-12  
DK-1092 Copenhagen, Denmark  
Company reg. no.: 61 12 62 28  
Tel. +45 45 13 96 00  
Fax +45 45 14 98 03  
<https://danskebank.dk/asset-management>