

**Objectives and investment policy****Objectives**

The objective of this fund is to achieve above-market performance. The share class is accumulating.

**Investment policy**

The fund invests mainly in equities from anywhere in the world that are expected to contribute to, or benefit from, the transition to a sustainable future and circular economy.

The fund promotes various environmental and social characteristics and good governance practices through a commitment to systematically identify and address sustainability factors throughout the investment management processes and through active ownership.

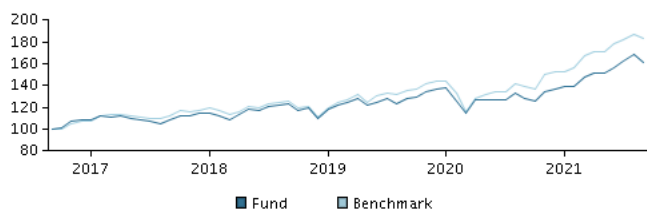
This fund is not a sustainable investment product as described in Article 9 of the Sustainable Finance Disclosure Regulation (SFDR, Regulation (EU) 2019/2088). In actively managing the fund's portfolio, the management team selects securities that appear to offer superior investment characteristics.

The fund generally expects that its holdings, and therefore its performance, may differ significantly from those of the benchmark.

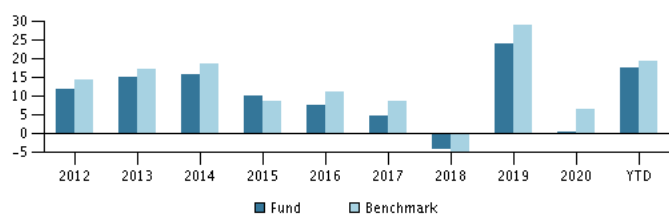
The fund may use derivatives for hedging and efficient portfolio management.

The fund may invest in Chinese A-shares subject to quota and operational constraints, which may increase legal and counterparty risk.

Recommendation: This fund may not be appropriate for investors who plan to withdraw their money within 5 years.

**Return in the period: 30.09.2016 - 30.09.2021**

The default for the chart is the return for the past 5 years as of end of month or, if the fund is less than 5 years old, since launch. Past performance is not a reliable indicator of future results.

**Annual return as of 30.09.2021, %****Annual return as of 30.09.2021**

	2016	2017	2018	2019	2020	YTD
Fund, %	7.8	5.0	-4.1	24.0	0.5	17.8
Benchmark, %	11.1	8.9	-4.8	28.9	6.5	19.3

**Return as of 30.09.2021**

	1 mth.	3 mth.	1 year	3 years	5 years
Fund, %	-4.0	2.9	25.4	30.5	61.6
Benchmark, %	-2.4	2.3	31.0	45.3	83.1

**Charges**

Ongoing charge	1.87%
Max. entry charge	3.00%
Max. exit charge	1.00%
Performance fee	0.00%

**Manager****Name:**

Simon Christensen & Martin Slipsager Frandsen  
Danske Bank Asset Management

**Title:**

Chief Portfolio Manager/Senior Portfolio Manager

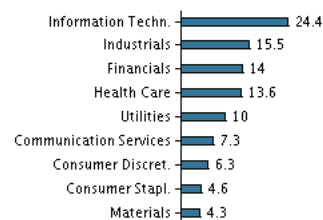
**Background:**

M.sc. (Finance & Accounting)/M.sc. (Finance Investments)

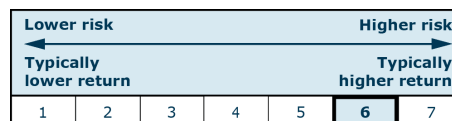
**10 largest holdings as of 31.08.2021 \*)**

Name of investment/security	Weight
Alphabet Inc A	7.3%
Microsoft Corp.	6.7%
Visa Inc Class A	4.7%
Roche Holding (Genusschein)	4.6%
Aia Group Ltd	3.6%
Intuit Inc.	3.5%
Ecolab Inc.	3.4%
Autodesk Inc.	3.4%
Medtronic Plc	3.3%
Jpmorgan Chase & Co.	3.1%

\*) Please note that all holdings are delayed with 1 month.

**Asset allocation: Sectors as of 31.08.2021, %****Risk indicator**

The indicator illustrates the typical correlation between the risk and your potential return of the investment.

**Risk key figures for the period 30.09.2018 - 30.09.2021**

Average annual return, %	9.28
Sharpe Ratio	-
Volatility	15.15
Tracking Error	5.14
Information Ratio	-0.70

**Basic information**

ISIN code	LU0117088970
Benchmark	MSCI World Index (net dividends reinvested)
Website	www.danskeinvest.lu
Fund domicile	Luxembourg
Currency	EUR
Total assets, mill., 01.10.2021, EUR	675.2
Net asset value (NAV), 04.10.2021	31.879
Morningstar Rating?	★★★★★

