

**Objectives and investment policy**

**Objectives**

The objective of this fund is to achieve above-market performance. The share class is accumulating.

**Investment policy**

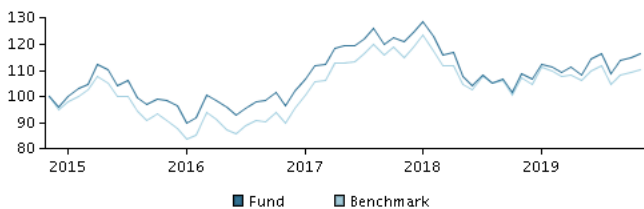
The fund invests mainly in equities in companies domiciled in or with major activities in Eastern Europe excluding Russia and listed on an official stock exchange. A minor part can be invested in equities in companies domiciled in countries bordering Eastern Europe.

In actively managing the fund's portfolio, the management team selects securities that appear to offer superior investment characteristics.

The fund may use derivatives for hedging and efficient portfolio management, as well as investment purposes.

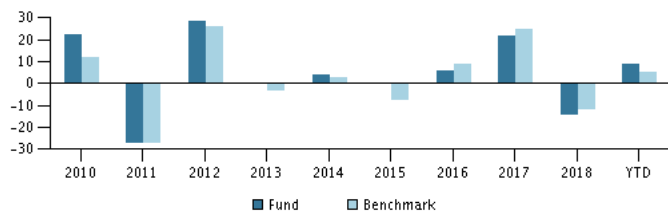
Recommendation: This fund may not be appropriate for investors who plan to withdraw their money within 7 years.

**Return in the period: 30.11.2014 - 30.11.2019**



The default for the chart is the return for the past 5 years as of end of month or, if the fund is less than 5 years old, since launch. Past performance is not a reliable indicator of future results.

**Annual return as of 30.11.2019, %**



**Annual return as of 30.11.2019**

	2014	2015	2016	2017	2018	YTD
Fund, %	4.2	0.4	5.9	21.9	-14.2	9.1
Benchmark, %	2.7	-7.8	8.9	24.8	-12.2	5.3

**Return as of 30.11.2019**

	1 mth.	3 mth.	1 year	3 years	5 years
Fund, %	1.3	7.1	7.0	20.4	16.5
Benchmark, %	0.9	5.1	2.6	22.8	10.3

**Charges**

Ongoing charge	1.95%
Max. entry charge	3.00%
Max. exit charge	1.00%
Performance fee	0.00%

**Manager**



**Name:**  
Morten Lund Ligaard  
Danske Bank Asset Management

**Title:**  
Chief Portfolio Manager

**Background:**  
M.Sc. (Mathematics & Economics), CFA

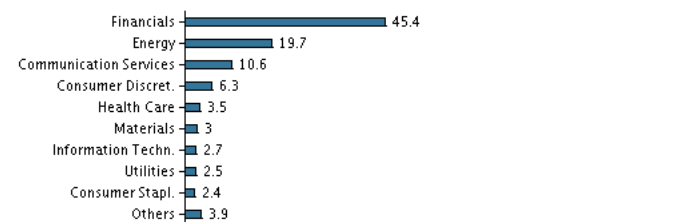
**Years of experience:**  
19

**10 largest holdings as of 31.10.2019 \*)**

Name of investment/security	Weight
Otp Bank	7.4%
Polski Koncern Naftowy S.A.	6.3%
Pko Bank Polski S.A.	6.1%
Bank Pekao S.A.	5.3%
Mol Hungarian Oil And Gas Plc A	4.6%
Powszechny Zaklad Ubezpieczen Sa	4.2%
Play Communications Sa	3.9%
Grupa Lotos S.A.	3.4%
Cd Projekt Red Sa	3.0%
Haci Omer Sabanci Holding As	2.9%

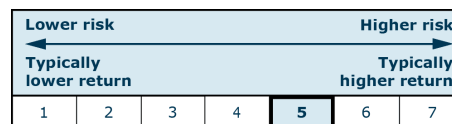
\*) Please note that all holdings are delayed with 1 month.

**Asset allocation: Sectors as of 31.10.2019, %**



**Risk indicator**

The indicator illustrates the typical correlation between the risk and your potential return of the investment.



**Risk key figures for the period 30.11.2016 - 30.11.2019**

Average annual return, %	6.38
Sharpe Ratio	0.49
Volatility	13.39
Tracking Error	3.31
Information Ratio	-0.20

**Basic information**

ISIN code	LU0156840208
Benchmark	85% Dow Jones STOXX EU Enlarged Total Market Index (TMI) incl. net dividend & 15% MSCI Turkey incl. net dividend
Website	https://www.danskeinvest.lu
Fund domicile	Luxembourg
Currency	EUR
Total assets, mill., 06.12.2019, EUR	13.0
Net asset value (NAV), 09.12.2019	60.003
Morningstar Rating™	★★★★★
Morningstar Sustainability Rating	●●●●●

