

## Objectives and investment policy

### Objectives

The objective of this fund is to generate a return at least equal to the return on the Swedish equity market. The fund is accumulating.

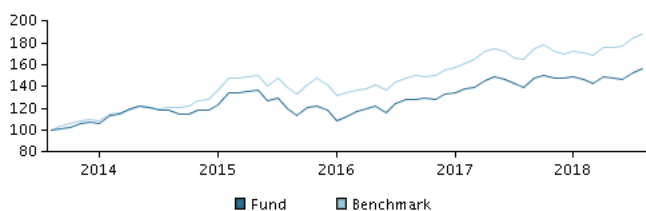
### Investment policy

The fund invests mainly in equities listed on the OM Stockholm Exchange.

The investment strategy is active. This means that we aim to find the best investments to generate the highest possible return with due consideration to risk. The strategy implies that the investments in the portfolio may deviate from the benchmark, and that returns can be either higher or lower than the benchmark.

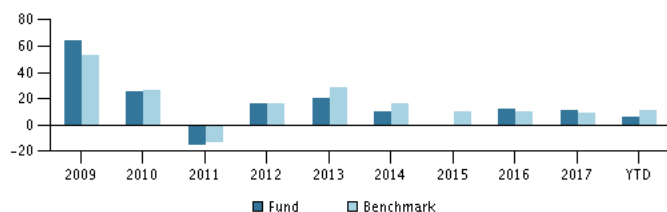
Recommendation: This fund may not be appropriate for investors who plan to withdraw their money within 5 years.

### Return in the period: 31.08.2013 - 31.08.2018



The default for the chart is the return for the past 5 years as of end of month or, if the fund is less than 5 years old, since launch. Past performance is not a reliable indicator of future results.

### Annual return as of 31.08.2018, %



### Annual return as of 31.08.2018

	2013	2014	2015	2016	2017	YTD
Fund, %	20.0	10.3	0.1	12.1	11.0	6.1
Benchmark, %	28.0	15.9	10.5	9.6	9.5	11.2

### Return as of 31.08.2018

	1 mth.	3 mth.	1 year	3 years	5 years
Fund, %	2.7	5.4	12.0	30.5	56.5
Benchmark, %	2.6	7.1	14.3	35.7	88.9

### Charges

Ongoing charge	1.77%
Max. entry charge	3.00%
Max. exit charge	1.00%
Performance fee	0.00%

## Manager



### Name:

Mattias Cullin  
Danske Bank Asset Management

### Title:

Head of Swedish Equities

### Background:

Master Degree in Finance

### Years of experience:

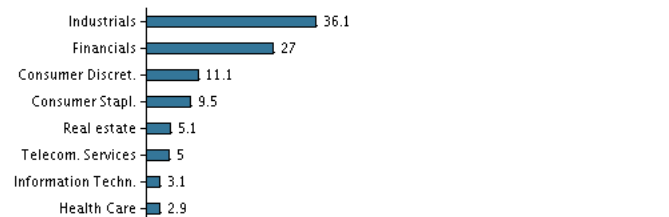
19

## 10 largest holdings as of 31.07.2018 \*)

Name of investment/security	Weight
Volvo B	7.2%
Investor Ab B	6.6%
Handelsbanken Ab A	5.9%
Nordea Bank Ab (Se) Sek	5.3%
Essity Ab B	5.1%
Skandinaviska Enskilda Banken Ab A	4.8%
Atlas Copco Ab B	4.4%
Hennes & Mauritz Ab B	4.3%
Abb Ltd.	4.1%
Assa Abloy Ab B	3.8%

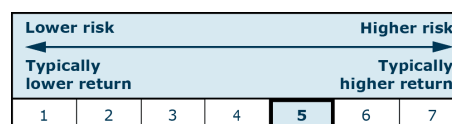
\*) Please note that all holdings are delayed with 1 month.

## Asset allocation: Sectors as of 31.07.2018, %



## Risk indicator

The indicator illustrates the typical correlation between the risk and your potential return of the investment.



## Risk key figures for the period 31.08.2015 - 31.08.2018

Average annual return, %	9.29
Sharpe Ratio	0.81
Volatility	11.58
Tracking Error	3.80
Information Ratio	-0.34

## Basic information

ISIN code	LU0074604223
Benchmark	SIX Portfolio Return Index (SIXPRX)
Website	<a href="https://www.danskeinvest.lu">https://www.danskeinvest.lu</a>
Fund domicile	Luxembourg
Currency	SEK
Total assets, mill., 31.07.2018, SEK	204.6
Net asset value (NAV), 21.09.2018	702.70
Morningstar Rating™	★★★★★
Morningstar Sustainability Rating	★★★★★

