

**Objectives and investment policy**

**Objectives**

The objective of this fund is to achieve above-market performance. The share class is accumulating.

**Investment policy**

The fund invests in equities in companies with domicile or main activities in the People's Republic of China, Hong Kong or Macao and listed on an official stock exchange.

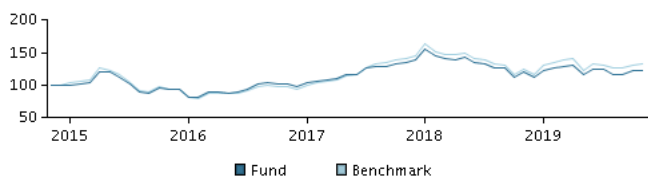
In actively managing the fund's portfolio, the management team selects securities that appear to offer superior investment characteristics.

The fund may use derivatives for hedging and efficient portfolio management, as well as investment purposes.

The strategy implies that the investments in the portfolio may deviate from the benchmark, and that returns can be either higher or lower than the benchmark. The fund may invest in Chinese A-shares through the Shanghai-Hong Kong Stock Connect and Shenzhen-Hong Kong Stock Connect Programmes which are subject to quota limitations and operational constraints such as local custody requirements which may result in increased legal and counterparty risk.

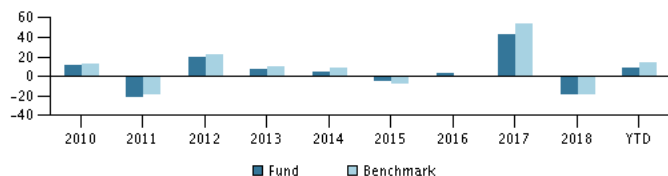
Recommendation: This fund may not be appropriate for investors who plan to withdraw their money within 7 years.

**Return in the period: 30.11.2014 - 30.11.2019**



The default for the chart is the return for the past 5 years as of end of month or, if the fund is less than 5 years old, since launch. Past performance is not a reliable indicator of future results.

**Annual return as of 30.11.2019, %**



**Annual return as of 30.11.2019**

	2014	2015	2016	2017	2018	YTD
Fund, %	4.2	-5.3	3.4	43.1	-18.5	8.5
Benchmark, %	8.0	-7.8	0.9	54.1	-18.9	14.0

**Return as of 30.11.2019**

	1 mth.	3 mth.	1 year	3 years	5 years
Fund, %	1.0	5.0	2.6	20.4	23.3
Benchmark, %	1.8	5.9	7.1	36.6	34.0

**Charges**

Ongoing charge	2.15%
Max. entry charge	3.00%
Max. exit charge	1.00%
Performance fee	0.00%

**Manager**



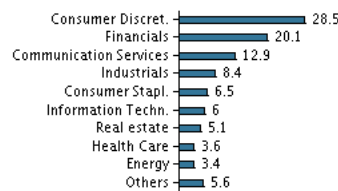
**Name:**  
Christina Chung  
Allianz Global Investors  
**Title:**  
Senior Portfolio Manager  
**Background:**  
B.A. (finance), M.A. (economics), CMA, CFA  
**Years of experience:**  
29

**10 largest holdings as of 31.10.2019 \*)**

Name of investment/security	Weight
Alibaba Group Holding Ltd Adr	9.6%
Tencent Holdings Ltd.	8.9%
Ping An Insurance (Group) Comp. Of China	5.5%
China Construction Bank Corporation H	5.0%
China Merchants Bank - H	4.1%
China Everbright International Ltd	2.8%
China Overseas Land & Investment	2.8%
Midea Group Co Ltd A	2.7%
China Life Insurance	2.6%
Hong Kong Exchanges & Clearing Ltd.	2.6%

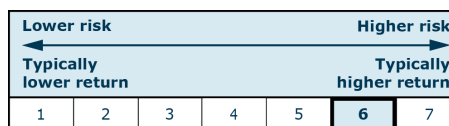
\*) Please note that all holdings are delayed with 1 month.

**Asset allocation: Sectors as of 31.10.2019, %**



**Risk indicator**

The indicator illustrates the typical correlation between the risk and your potential return of the investment.



**Risk key figures for the period 30.11.2016 - 30.11.2019**

Average annual return, %	6.38
Sharpe Ratio	0.24
Volatility	17.38
Tracking Error	4.23
Information Ratio	-1.00

**Basic information**

ISIN code	LU0178668348
Benchmark	MSCI China Index incl. net dividend
Website	<a href="https://www.danskeinvest.lu">https://www.danskeinvest.lu</a>
Fund domicile	Luxembourg
Currency	USD
Total assets, mill., 11.12.2019, USD	22.7
Net asset value (NAV), 12.12.2019	75.959
Morningstar Rating™	★★★★★
Morningstar Sustainability Rating	★★★★★

