

Objectives and investment policy

Objectives

The objective of this fund is to generate a return at least equal to the return on the benchmark of the fund. The share class is accumulating.

Investment policy

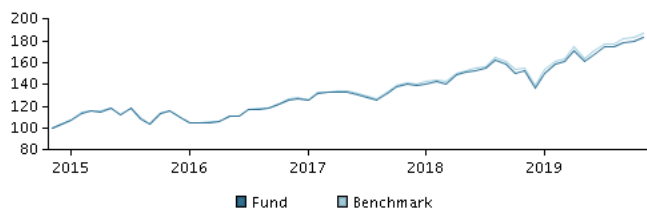
The fund invests in global equities and the objective is to generate a return at least equal to the development in the benchmark, i.e. the fund is an index tracking fund.

The fund is passively managed and the fund does not take any active positions in relation to the benchmark.

The fund may use derivatives for hedging and efficient portfolio management, as well as investment purposes.

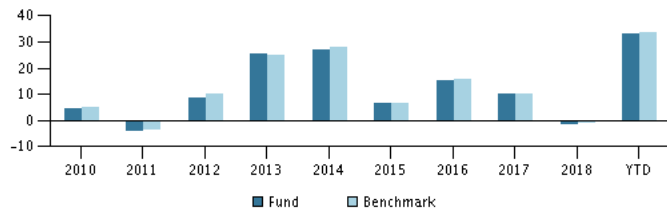
Recommendation: This fund may not be appropriate for investors who plan to withdraw their money within 5 years.

Return in the period: 30.11.2014 - 29.11.2019



The default for the chart is the return for the past 5 years as of end of month or, if the fund is less than 5 years old, since launch. Past performance is not a reliable indicator of future results.

Annual return as of 29.11.2019, %



Annual return as of 29.11.2019

	2014	2015	2016	2017	2018	YTD
Fund, %	26.9	6.7	15.4	10.0	-1.8	33.3
Benchmark, %	27.9	6.8	15.9	10.3	-1.1	33.8

Return as of 29.11.2019

	1 mth.	3 mth.	1 year	3 years	5 years
Fund, %	2.1	4.9	19.9	45.0	83.1
Benchmark, %	2.1	5.1	20.5	47.0	86.8

Charges

Ongoing charge	0.47%
Max. entry charge	0.00%
Max. exit charge	0.00%
Performance fee	0.00%

Manager




Name:
Joel Backesten
Danske Bank Asset Management
Title:
Portfolio Manager
Background:
M.Sc. (Finance), CFA
Years of experience:
3

10 largest holdings as of 31.10.2019 *)

Name of investment/security	Weight
Apple Inc.	2.7%
Microsoft Corp.	2.5%
Amazon.Com	1.8%
Facebook Inc A (Us)	1.1%
Jpmorgan Chase & Co.	1.0%
Alphabet Inc C	0.9%
Alphabet Inc A	0.9%
Johnson & Johnson	0.8%
Nestle (Regd)	0.8%
Visa Inc Class A	0.8%

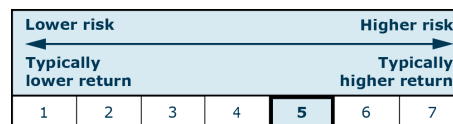
*) Please note that all holdings are delayed with 1 month.

Asset allocation: Regions as of 31.10.2019, %



Risk indicator

The indicator illustrates the typical correlation between the risk and your potential return of the investment.



Risk key figures for the period 30.11.2016 - 29.11.2019

Average annual return, %	13.20
Sharpe Ratio	0.99
Volatility	12.88
Tracking Error	0.86
Information Ratio	-0.54

Basic information

ISIN code	LU1349492527
Benchmark	MSCI World Index Free, converted to Swedish Kronar (SEK)
Website	https://www.danskeinvest.lu
Fund domicile	Luxembourg
Currency	SEK
Total assets, mill., 10.12.2019, SEK	20,491.7
Net asset value (NAV), 11.12.2019	1,934.89
Morningstar Rating™	★★★★☆
Morningstar Sustainability Rating	●●●●●

