

Objectives and investment policy**Objectives**

The objective of this fund is to generate a return at least equal to the return on the benchmark. The share class is accumulating.

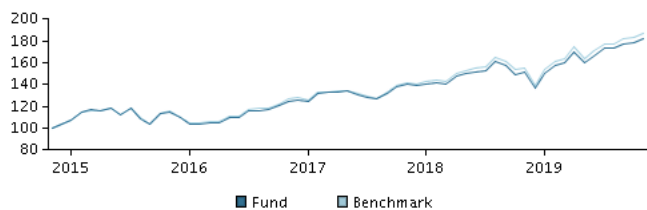
Investment policy

The fund is an index tracking fund with an ethical investment policy. The fund invests in equities included in the benchmark of the fund according to ethical restrictions.

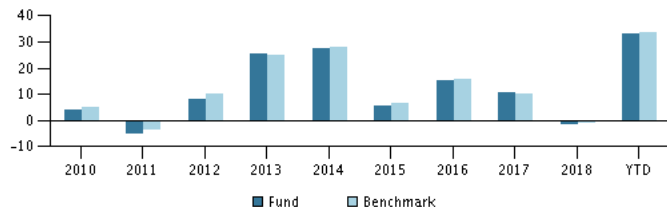
The fund is passively managed and the fund does not take any active positions in relation to the benchmark.

The fund may use derivatives for hedging and efficient portfolio management, as well as investment purposes.

Recommendation: This fund may not be appropriate for investors who plan to withdraw their money within 5 years.

Return in the period: 30.11.2014 - 29.11.2019

The default for the chart is the return for the past 5 years as of end of month or, if the fund is less than 5 years old, since launch. Past performance is not a reliable indicator of future results.

Annual return as of 29.11.2019, %**Annual return as of 29.11.2019**

| | 2014 | 2015 | 2016 | 2017 | 2018 | YTD |
|--------------|------|------|------|------|------|------|
| Fund, % | 27.7 | 5.7 | 15.5 | 10.5 | -1.8 | 33.2 |
| Benchmark, % | 27.9 | 6.8 | 15.9 | 10.3 | -1.1 | 33.8 |

Return as of 29.11.2019

| | 1 mth. | 3 mth. | 1 year | 3 years | 5 years |
|--------------|--------|--------|--------|---------|---------|
| Fund, % | 2.1 | 5.2 | 20.0 | 45.7 | 82.6 |
| Benchmark, % | 2.1 | 5.1 | 20.5 | 47.0 | 86.8 |

Charges

| | |
|-------------------|-------|
| Ongoing charge | 0.53% |
| Max. entry charge | 0.00% |
| Max. exit charge | 0.00% |
| Performance fee | 0.00% |

Advisor**Name:**

Joel Backesten
Danske Bank Asset Management

Title:

Portfolio Manager

Background:

M.Sc. (Finance), CFA


Years of experience:

3

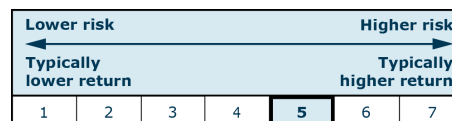
10 largest holdings as of 31.10.2019 *)

| Name of investment/security | Weight |
|-----------------------------|--------|
| Apple Inc. | 2.7% |
| Microsoft Corp. | 2.5% |
| Amazon.Com | 1.8% |
| Alphabet Inc C | 1.2% |
| Facebook Inc A (Us) | 1.1% |
| Jpmorgan Chase & Co. | 1.0% |
| Nestle (Regd) | 0.9% |
| Johnson & Johnson | 0.9% |
| Visa Inc Class A | 0.9% |
| Berkshire Hathaway Inc. B | 0.8% |

*) Please note that all holdings are delayed with 1 month.

Asset allocation: Regions as of 31.10.2019, %**Risk indicator**

The indicator illustrates the typical correlation between the risk and your potential return of the investment.

**Risk key figures for the period 30.11.2016 - 29.11.2019**

| | |
|--------------------------|-------|
| Average annual return, % | 13.39 |
| Sharpe Ratio | 1.02 |
| Volatility | 12.62 |
| Tracking Error | 1.20 |
| Information Ratio | -0.25 |

Basic information

| | |
|--------------------------------------|-----------------------------------------------------------------------|
| ISIN code | LU1349493418 |
| Benchmark | MSCI World |
| Website | https://www.danskeinvest.lu |
| Fund domicile | Luxembourg |
| Currency | SEK |
| Total assets, mill., 05.12.2019, SEK | 5,308.0 |
| Net asset value (NAV), 06.12.2019 | 196.66 |
| Morningstar Rating™ | ★★★★★ |
| Morningstar Sustainability Rating | ★★★★★ |

