

Objectives and investment policy

Objectives

The objective of this fund is to achieve above-market performance. The share class is accumulating.

Investment policy

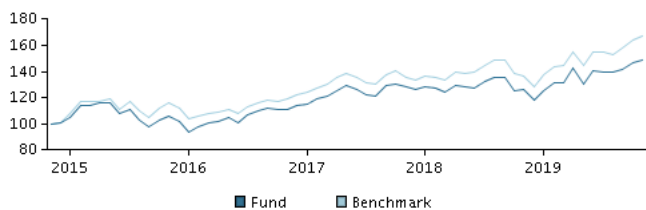
The fund is an actively managed equity fund investing in Swedish and international equities listed on a regulated market in Sweden. This means that the fund takes active positions in relation to the benchmark.

In actively managing the fund's portfolio, the management team selects securities that appear to offer superior investment characteristics.

The fund may use derivatives for hedging and efficient portfolio management, as well as investment purposes.

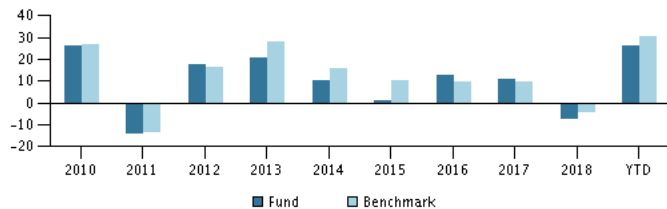
Recommendation: This fund may not be appropriate for investors who plan to withdraw their money within 5 years.

Return in the period: 30.11.2014 - 29.11.2019



The default for the chart is the return for the past 5 years as of end of month or, if the fund is less than 5 years old, since launch. Past performance is not a reliable indicator of future results.

Annual return as of 29.11.2019, %



Annual return as of 29.11.2019

	2014	2015	2016	2017	2018	YTD
Fund, %	10.6	1.0	12.6	10.8	-7.2	26.3
Benchmark, %	15.9	10.5	9.6	9.5	-4.4	30.4

Return as of 29.11.2019

	1 mth.	3 mth.	1 year	3 years	5 years
Fund, %	1.3	6.9	18.1	33.8	48.8
Benchmark, %	2.0	9.1	22.6	40.5	67.1

Charges

Ongoing charge	1.32%
Max. entry charge	0.00%
Max. exit charge	0.00%
Performance fee	0.00%

Advisor



Name:

Mattias Cullin
Danske Bank Asset Management

Title:

Head of Swedish Equities

Background:

Master Degree in Finance

Years of experience:

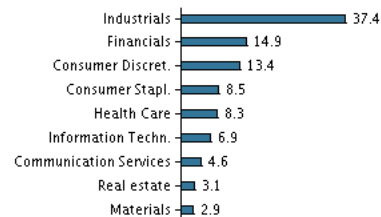
20

10 largest holdings as of 31.10.2019 *)

Name of investment/security	Weight
Hennes & Mauritz Ab B	6.6%
Volvo B	5.9%
Investor Ab B	4.6%
Atlas Copco Ab B	4.4%
Sandvik Ab	4.4%
Astrazeneca Plc (Sek)	4.3%
Nordea Bank Abp (Se) Sek	4.2%
Essity Ab B	4.2%
Abb Ltd.	4.1%
Ericsson, Telefon Ab Lm B	3.8%

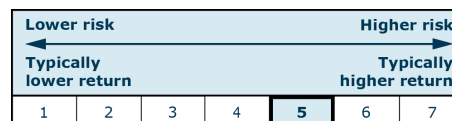
*) Please note that all holdings are delayed with 1 month.

Asset allocation: Sectors as of 31.10.2019, %



Risk indicator

The indicator illustrates the typical correlation between the risk and your potential return of the investment.



Risk key figures for the period 30.11.2016 - 29.11.2019

Average annual return, %	10.19
Sharpe Ratio	0.79
Volatility	12.76
Tracking Error	2.68
Information Ratio	-0.61

Basic information

ISIN code	LU1349494812
Benchmark	SIXPRX
Website	https://www.danskeinvest.lu
Fund domicile	Luxembourg
Currency	SEK
Total assets, mill., 02.12.2019, SEK	4,963.2
Net asset value (NAV), 09.12.2019	4,784.08
Morningstar Rating™	★★★★☆
Morningstar Sustainability Rating	●●●●●

