

Objectives and investment policy**Objectives**

The objective of this fund is to achieve above-market performance. The share class is accumulating.

Investment policy

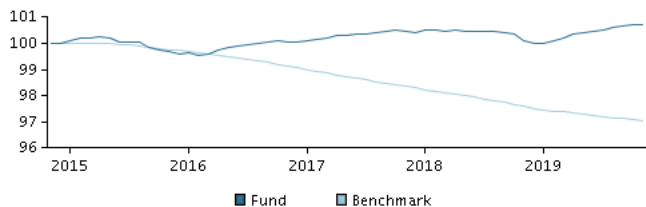
The fund invests mainly in Swedish bonds that have a short duration and money market instruments from companies and credit institutions (banks) that have a sustainability profile or an improving sustainability profile. In addition to the sustainable investment policy that applies to all funds in the SICAV, this fund does not invest in companies whose revenues mainly originate from sectors such as alcohol, tobacco or pornography.

The total average modified duration, including cash, is less than 1 year.

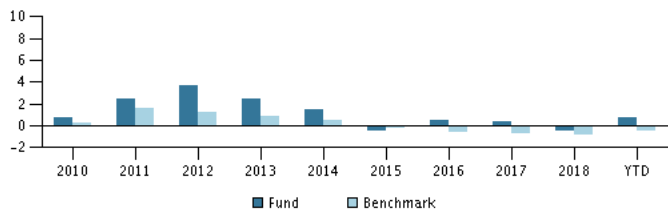
In actively managing the fund's portfolio, the management team monitors issuers' sustainability profile and compliance with internationally recognised sustainable investment principles and engages proactively in dialogues with issuers on matters such as sustainability, strategy, finance and operations.

The fund may use derivatives for hedging and efficient portfolio management, as well as investment purposes.

Recommendation: This fund may not be appropriate for investors who plan to withdraw their money within 1 years.

Return in the period: 30.11.2014 - 29.11.2019

The default for the chart is the return for the past 5 years as of end of month or, if the fund is less than 5 years old, since launch. Past performance is not a reliable indicator of future results.

Annual return as of 29.11.2019, %**Annual return as of 29.11.2019**

| | 2014 | 2015 | 2016 | 2017 | 2018 | YTD |
|--------------|------|------|------|------|------|------|
| Fund, % | 1.4 | -0.4 | 0.5 | 0.4 | -0.4 | 0.7 |
| Benchmark, % | 0.5 | -0.3 | -0.7 | -0.8 | -0.8 | -0.5 |

Return as of 29.11.2019

| | 1 mth. | 3 mth. | 1 year | 3 years | 5 years |
|--------------|--------|--------|--------|---------|---------|
| Fund, % | 0.0 | 0.1 | 0.6 | 0.7 | 0.7 |
| Benchmark, % | -0.0 | -0.1 | -0.6 | -2.1 | -3.0 |

Charges

| | |
|-------------------|-------|
| Ongoing charge | 0.20% |
| Max. entry charge | 0.00% |
| Max. exit charge | 0.00% |
| Performance fee | 0.00% |

Advisor**Name:**

Stefan Rocklind
Danske Bank Asset Management

Title:

Senior Portfolio Manager

Background:

M.Sc. (Economics and Business administration)

Years of experience:

19

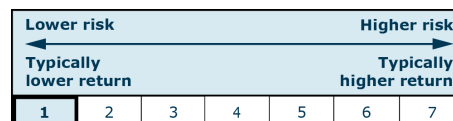
10 largest holdings as of 31.10.2019 *)

| Name of investment/security | Weight |
|--|--------|
| Sandvik Ab Frn 14/1-2014/2021 | 2.1% |
| Husqvarna Ab Frn 01/03-2017/2022 | 1.8% |
| Hexagon Ab Frn 24/5-2017/2021 | 1.6% |
| Volvo Treas Ab Frn 21/09-2018/2021 | 1.6% |
| Landshypotek Bank Ab Frn 9/7-2019/2021 | 1.5% |
| Scania Cv Ab Frn 06/09-2016/2021 | 1.5% |
| Industrivarden Frn 24/02-2017/2021 | 1.5% |
| Telenor Asa 19/21 Frn Sek | 1.4% |
| Skandiabanken Ab Frn 20/09-2018/2021 | 1.4% |
| Lansforsakr Bank Frn 29/12-2015/2020 | 1.4% |

*) Please note that all holdings are delayed with 1 month.

Asset allocation: Currency as of 31.10.2019, %**Risk indicator**

The indicator illustrates the typical correlation between the risk and your potential return of the investment.

**Risk key figures for the period 30.11.2016 - 29.11.2019**

| | |
|--------------------------|------|
| Average annual return, % | 0.22 |
| Sharpe Ratio | 2.68 |
| Volatility | 0.23 |
| Tracking Error | 0.21 |
| Information Ratio | 4.36 |

Basic information

| | |
|--------------------------------------|---|
| ISIN code | LU1349496940 |
| Benchmark | OMRX Treasury Bill Index |
| Website | https://www.danskeinvest.lu |
| Fund domicile | Luxembourg |
| Currency | SEK |
| Total assets, mill., 09.12.2019, SEK | 16,256.0 |
| Net asset value (NAV), 13.12.2019 | 1,176.09 |
| Duration, 29.11.2019 | 0.15 |
| Yield to maturity, 29.11.2019 | 0.75 |
| Morningstar Rating™ | ★★★★★ |
| Morningstar Sustainability Rating | ★★★★★ |

