

**Objectives and investment policy**

**Objectives**

The objective of this fund is to achieve above-market performance. The share class is accumulating.

**Investment policy**

The fund invests mainly in equities listed on Nasdaq Copenhagen. The investment style is focused with a concentrated portfolio.

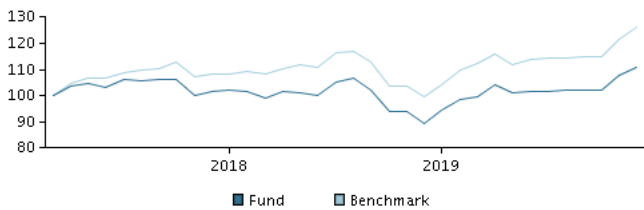
This means that we aim to find the best investments to generate the highest possible return with due consideration to risk.

In actively managing the fund's portfolio, the management team selects securities that appear to offer superior investment characteristics.

The fund may use derivatives for hedging and efficient portfolio management, as well as investment purposes.

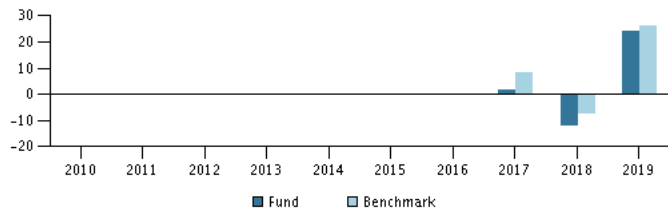
Recommendation: This fund may not be appropriate for investors who plan to withdraw their money within 5 years.

**Return in the period: 01.03.2017 - 31.12.2019**



The default for the chart is the return for the past 5 years as of end of month or, if the fund is less than 5 years old, since launch. Past performance is not a reliable indicator of future results.

**Annual return as of 31.12.2019, %**



**Annual return as of 31.12.2019**

	2014	2015	2016	2017	2018	2019
Fund, %				1.9	-12.3	24.3
Benchmark, %				8.1	-7.7	26.2

**Return as of 31.12.2019**

	1 mth.	3 mth.	1 year	3 years	start
Fund, %	3.2	8.6	24.3		11.1
Benchmark, %	3.5	9.5	26.2		26.0

**Charges**

Ongoing charge	1.02%
Max. entry charge	3.00%
Max. exit charge	1.00%
Performance fee	0.00%

**Manager**



**Name:**

Jesper Neergaard Poll  
Danske Bank Asset Management

**Title:**

Chief Portfolio Manager

**Background:**

M.Sc.

**Years of experience:**

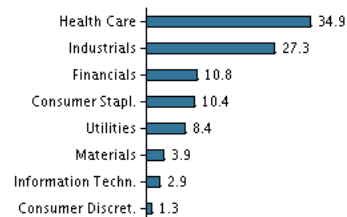
27

**10 largest holdings as of 29.11.2019 \*)**

Name of investment/security	Weight
Novo Nordisk B	9.9%
Ørsted A/S	8.2%
Dsv	6.8%
Carlsberg B	6.3%
A.P. Møller - Mærsk B	5.8%
Gn Store Nord	5.0%
Vestas Wind Systems	4.9%
Genmab	4.9%
Coloplast B	4.8%
William Demant Holding A/S	4.8%

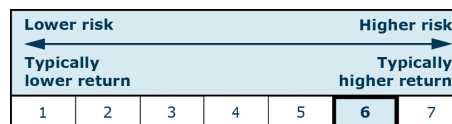
\*) Please note that all holdings are delayed with 1 month.

**Asset allocation: Sectors as of 29.11.2019, %**



**Risk indicator**

The indicator illustrates the typical correlation between the risk and your potential return of the investment.



**Risk key figures for the period 31.03.2017 - 31.12.2019**

Average annual return, %	3.91
Sharpe Ratio	0.39
Volatility	11.02
Tracking Error	3.17
Information Ratio	-1.45

**Basic information**

ISIN code	LU1542185134
Benchmark	OMX Copenhagen CAP GI
Website	<a href="https://www.danskeinvest.lu">https://www.danskeinvest.lu</a>
Fund domicile	Luxembourg
Currency	DKK
Total assets, mill., 21.01.2020, DKK	423.2
Net asset value (NAV), 22.01.2020	114.96
Morningstar Sustainability Rating	