

Objectives and investment policy**Objectives**

The objective of this fund is to achieve a performance comparable to the benchmark. Dividends are normally distributed to investors each year.

Investment policy

The fund seeks to track a Swedish equity index.

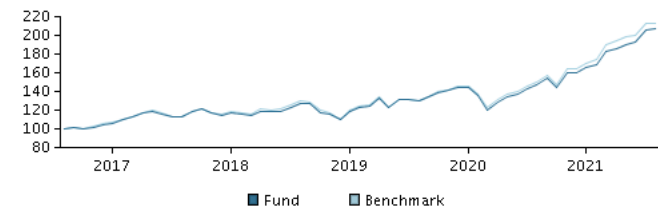
The management team invests directly in a selection of equities included in the benchmark using a multi-factor model that minimises the tracking error while also reducing trading costs.

The fund adheres to the Responsible Investment Policy of Danske Bank and restricts certain sectors and companies from its investment universe.

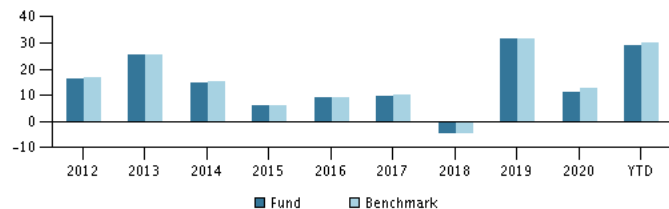
In passively managing the fund's portfolio, the portfolio management team invests directly in a selection of equities included in the benchmark, using a multi-factor model designed to reduce trading costs and minimise tracking error. Tracking error is a measure of the difference of returns between the fund and its benchmark.

The fund may use derivatives for hedging and efficient portfolio management, as well as for investment purposes.

Recommendation: This fund may not be appropriate for investors who plan to withdraw their money within 5 years.

Return in the period: 31.08.2016 - 31.08.2021

The default for the chart is the return for the past 5 years as of end of month or, if the fund is less than 5 years old, since launch. Past performance is not a reliable indicator of future results.

Annual return as of 31.08.2021, %**Annual return as of 31.08.2021**

	2016	2017	2018	2019	2020	YTD
Fund, %	8.9	9.6	-4.6	31.7	11.2	28.9
Benchmark, %	9.2	10.0	-4.6	31.5	12.8	29.9
Dividend	6.27	7.81	8.36	6.83	14.98	9.77

Return as of 31.08.2021

	1 mth.	3 mth.	1 year	3 years	5 years
Fund, %	0.7	8.9	40.9	62.9	108.0
Benchmark, %	0.3	7.9	42.0	64.6	114.2

Charges

Ongoing charge	0.32%
Max. entry charge	0.00%
Max. exit charge	0.00%
Performance fee	0.00%

Manager**Name:**

Kim Thomsen
Danske Bank Asset Management

Title:

Chief Portfolio Manager

Background:

FD

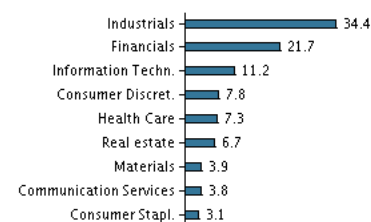
Years of experience:

35

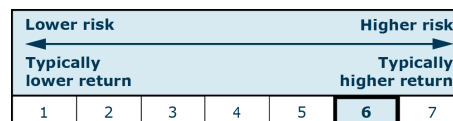
10 largest holdings as of 31.08.2021 *)

Name of investment/security	Weight
Atlas Copco Ab A	5.3%
Investor Ab B New	5.0%
Ericsson, Telefon Ab Lm B	4.4%
Volvo B	4.4%
Hexagon Ab B New 2021	4.2%
Eqt Ab	3.9%
Assa Abloy Ab B	3.8%
Sandvik Ab	3.4%
Atlas Copco Ab B	2.5%
Skandinaviska Enskilda Banken Ab A	2.4%

*) Please note that all holdings are delayed with 1 month.

Asset allocation: Sectors as of 31.08.2021, %**Risk indicator**

The indicator illustrates the typical correlation between the risk and your potential return of the investment.

**Risk key figures for the period 31.08.2018 - 31.08.2021**

Average annual return, %	17.66
Sharpe Ratio	0.94
Volatility	17.31
Tracking Error	1.17
Information Ratio	-0.29

Basic information

ISIN code	LU1349503588
Benchmark	OMX Stockholm Benchmark Cap Index (net dividends reinvested)
Website	www.danskeinvest.lu
Fund domicile	Luxembourg
Currency	SEK
Total assets, mill., 15.09.2021, SEK	941.9
Net asset value (NAV), 01.10.2021	226.09
Morningstar Rating?	★★★★★

