

Objectives and investment policy

Objectives

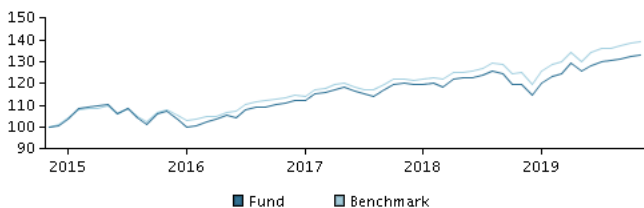
The objective of this fund is to achieve above-market performance, while applying a balanced asset allocation strategy. Dividends are normally distributed to investors each year.

Investment policy

The fund gains exposure, directly or through other funds, to equities and bonds of companies that meet certain sustainable investment criteria. The fund generally expects to place relatively equal emphasis on equities and bonds. The fund invests only in underlying funds that apply sustainable investment criteria at either the securities selection or index construction level. In addition to the sustainable investment policy that applies to all funds in the SICAV, this fund does not invest in equities and bonds issued by companies whose revenues mainly originate from sectors such as tobacco or pornography. The fund may gain exposure to any credit quality, sector and country, including emerging markets. Currency risk may occur in the fund. In actively managing the fund's portfolio, the management team applies a flexible asset allocation that seeks to take full advantage of market changes and opportunities. Asset allocation is also used for risk diversification. The fund may invest in Chinese A-shares through the Shanghai-Hong Kong Stock Connect and Shenzhen-Hong Kong Stock Connect Programmes which are subject to quota limitations and operational constraints such as local custody requirements which may result in increased legal and counterparty risk.

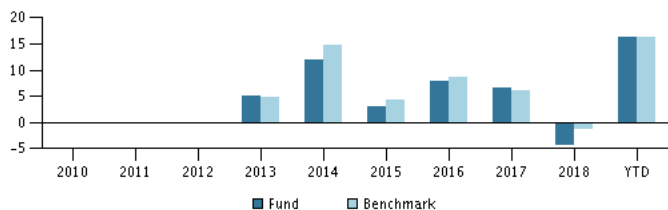
Recommendation: This fund may not be appropriate for investors who plan to withdraw their money within 3 years.

Return in the period: 30.11.2014 - 29.11.2019



The default for the chart is the return for the past 5 years as of end of month or, if the fund is less than 5 years old, since launch. Past performance is not a reliable indicator of future results.

Annual return as of 29.11.2019, %



Annual return as of 29.11.2019

	2014	2015	2016	2017	2018	YTD
Fund, %	11.9	3.1	8.0	6.5	-4.3	16.4
Benchmark, %	14.7	4.2	8.7	6.1	-1.3	16.4
Dividend	6.09	6.57	5.04	6.64	7.51	6.81

Return as of 29.11.2019

	1 mth.	3 mth.	1 year	3 years	5 years
Fund, %	0.4	2.2	11.4	19.9	33.3
Benchmark, %	0.7	2.5	11.7	22.8	39.6

Charges

Ongoing charge	1.21%
Max. entry charge	0.00%
Max. exit charge	0.00%

Performance has been prepared by Danske Invest, a division of Danske Bank A/S, for information purposes only. Prior to investing you are advised to read the latest prospectus and key investor information document available on the website. You should contact your investment advisor before making investment decisions based on the material. Past performance is not a reliable indicator of future results.

Manager



Name:

Karl Burck
Danske Bank Asset Management

Title:

Senior Portfolio Manager

Background:

B.Sc (Business Administration and Economics), CEFA

Years of experience:

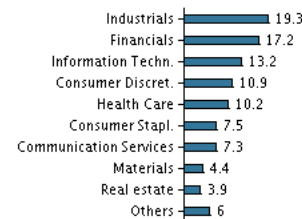
10

10 largest holdings as of 31.10.2019 *)

Name of investment/security	Weight
Danske Invest Sicav Sverige Ränta Class Sa	11.7%
Procapture Global Ac Index Fund, Klass Sek W	10.7%
Danske Invest Sicav Sverige Class Sa	10.5%
Danske Invest Tillväxtmarknadsobligationer, Klass Sek H	7.6%
Danske Invest Usa, Klass Sek	6.8%
Procapture Usa Index Fund, Klass Sek W	6.5%
Procapture Europe Index Fund, Klass Sek W	5.3%
Danske Invest Sicav Sverige Kort Ränta Class Sa	3.7%
Danske Invest Sicav Swedish Bond Class Y	3.6%
Danske Invest Sicav Danish Mortgage Bond Class A-Sek H	3.1%

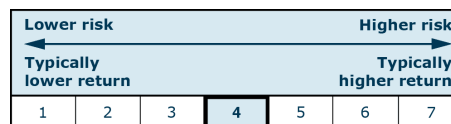
*) Please note that all holdings are delayed with 1 month.

Asset allocation: Sectors as of 31.10.2019, %



Risk indicator

The indicator illustrates the typical correlation between the risk and your potential return of the investment.



Risk key figures for the period 30.11.2016 - 29.11.2019

Average annual return, %	6.23
Sharpe Ratio	0.98
Volatility	6.56
Tracking Error	1.20
Information Ratio	-0.67

Basic information

ISIN code	LU1349506680
Benchmark	40% OMRX Total Market Index, 30% MSCI AC World (net dividends reinvested), 20% SIX Portfolio Return Index (gross dividends reinvested), 5% Bloomberg-Barclays Euro-Agg 500MM Corp A-BBB (hedged into SEK) and 5% JPM EMBI Global Diversified (hedged into SEK)

Website	https://www.danskeinvest.lu
Fund domicile	Luxembourg
Currency	SEK
Total assets, mill., 13.12.2019, SEK	10,163.1
Net asset value (NAV), 13.12.2019	180.09
Morningstar Rating™	★★★★★

Morningstar Sustainability Rating

★★★★★

Scan the QR code and read more about the product and the latest news updates.

