

**Objectives and investment policy**

**Objectives**

The objective of this fund is to achieve above-market performance. The share class is accumulating.

**Investment policy**

The fund invests mainly in Swedish equities, bonds and money market instruments.

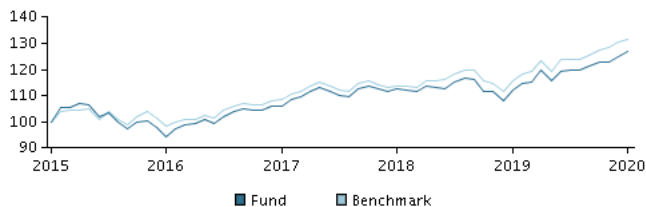
Specifically, the fund invests at least two-thirds of net assets in equities and equity-related securities, as well as corporate or government bonds and other debt instruments, that are traded on a regulated market in Sweden, or, if traded on a regulated market elsewhere, are issued by companies that are domiciled, or do most of their business, in Sweden.

In actively managing the fund's portfolio, the management team selects securities that appear to offer superior investment characteristics. The fund generally expects that its holdings, and therefore its performance, may differ significantly from those of the benchmark.

The fund may use derivatives for hedging and efficient portfolio management, as well as investment purposes.

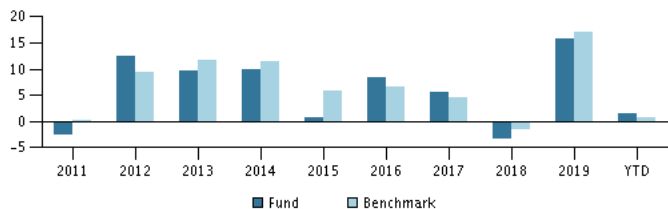
Recommendation: This fund may not be appropriate for investors who plan to withdraw their money within 3 years.

**Return in the period: 31.01.2015 - 31.01.2020**



The default for the chart is the return for the past 5 years as of end of month or, if the fund is less than 5 years old, since launch. Past performance is not a reliable indicator of future results.

**Annual return as of 31.01.2020, %**



**Annual return as of 31.01.2020**

	2015	2016	2017	2018	2019	YTD
Fund, %	0.8	8.4	5.6	-3.5	15.9	1.6
Benchmark, %	5.8	6.5	4.6	-1.6	17.0	0.8

**Return as of 31.01.2020**

	1 mth.	3 mth.	1 year	3 years	5 years
Fund, %	1.6	3.4	13.2	19.5	27.0
Benchmark, %	0.8	3.2	13.5	21.0	31.5

**Charges**

Ongoing charge	1.27%
Max. entry charge	0.00%
Max. exit charge	0.00%
Performance fee	0.00%

**Advisor**



**Name:**

Karl Burck  
Danske Bank Asset Management

**Title:**

Senior Portfolio Manager

**Background:**

B.Sc (Business Administration and Economics), CEFA

**Years of experience:**

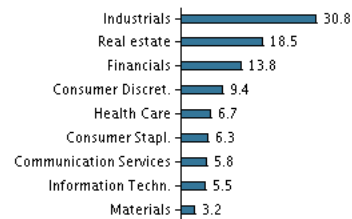
11

**10 largest holdings as of 30.12.2019 \*)**

Name of investment/security	Weight
1,5 Seb Obligationslån 574 15/12-2015/2021	5.2%
Volvo B	3.7%
Investor Ab B	3.4%
4,50 Stadshypotek (1586) 21/9-2009/2022	3.1%
1,0 Swedish Covered 21/06-2018/2023	2.8%
Hennes & Mauritz Ab B	2.7%
1,0 Swedbank Hypotek Lån 191, 15/6-15/2022	2.5%
Essity Ab B	2.4%
Astrazeneca Plc (Sek)	2.4%
1,0 Seb Obligationslån 576 20/12-2018/2023	2.2%

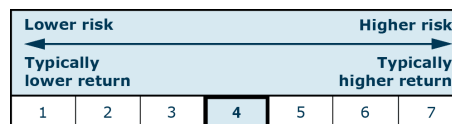
\*) Please note that all holdings are delayed with 1 month.

**Asset allocation: Sectors as of 30.12.2019, %**



**Risk indicator**

The indicator illustrates the typical correlation between the risk and your potential return of the investment.



**Risk key figures for the period 31.01.2017 - 31.01.2020**

Average annual return, %	6.10
Sharpe Ratio	0.98
Volatility	6.36
Tracking Error	1.27
Information Ratio	-0.35

**Basic information**

ISIN code	LU1349997723
Benchmark	1/2 SIX Return Index (gross dividends reinvested) and 1/2 OMRX Total Market Index
Website	https://www.danskeinvest.lu
Fund domicile	Luxembourg
Currency	SEK
Total assets, mill., 04.02.2020, SEK	6,049.2
Net asset value (NAV), 17.02.2020	3,571.02
Morningstar Rating™	★★★★☆
Morningstar Sustainability Rating	●●●●●

This material has been prepared by Danske Invest, a division of Danske Bank A/S, for information purposes only. Prior to investing you are advised to read the latest prospectus and key investor information document available on the website. You should contact your investment advisor before making investment decisions based on the material. Past performance is not a reliable indicator of future results.