

Objectives and investment policy

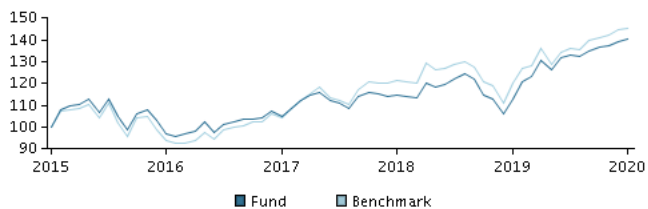
Objectives

The objective of this fund is to achieve above-market performance. The share class is accumulating.

Investment policy

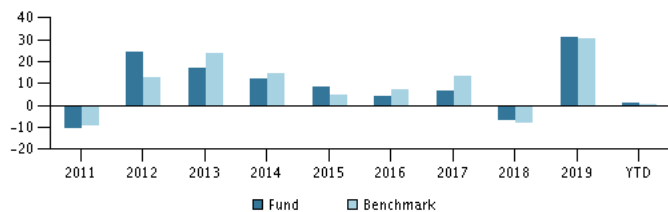
The fund invests mainly in European equities. To a small extent, the fund may invest in equities from Eastern Europe and countries bordering Eastern Europe. The fund may invest in countries considered as emerging markets. Countries bordering Eastern Europe are defined as Armenia, Azerbaijan, Georgia, Kazakhstan and Turkey. In actively managing the fund's portfolio, the management team selects securities that appear to offer superior investment characteristics. The fund generally expects that its holdings, and therefore its performance, may not differ significantly from those of the benchmark. The fund may use derivatives for hedging and efficient portfolio management, as well as investment purposes. Recommendation: This fund may not be appropriate for investors who plan to withdraw their money within 5 years.

Return in the period: 31.01.2015 - 31.01.2020



The default for the chart is the return for the past 5 years as of end of month or, if the fund is less than 5 years old, since launch. Past performance is not a reliable indicator of future results.

Annual return as of 31.01.2020, %



Annual return as of 31.01.2020

	2015	2016	2017	2018	2019	YTD
Fund, %	8.7	4.0	6.6	-7.1	30.9	1.2
Benchmark, %	4.6	7.3	13.1	-7.8	30.7	0.4

Return as of 31.01.2020

	1 mth.	3 mth.	1 year	3 years	5 years
Fund, %	1.2	3.1	24.4	34.4	40.8
Benchmark, %	0.4	2.9	20.6	39.3	45.4

Charges

Ongoing charge	1.53%
Max. entry charge	0.00%
Max. exit charge	0.00%
Performance fee	0.00%

Manager



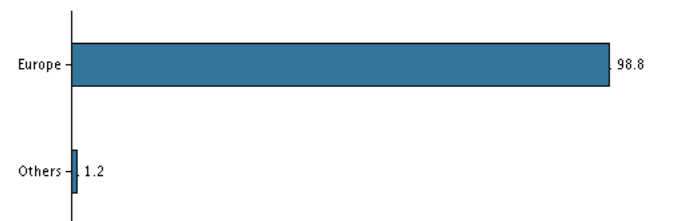
Mattias Cullin & Ulric Grönvall
Mattias Cullin & Ulric Grönvall

10 largest holdings as of 30.12.2019 *)

Name of investment/security	Weight
Nestle (Regd)	4.7%
Royal Dutch Shell Plc A (NI)	4.2%
Roche Holding (Genusscheine)	4.2%
Sanofi (Fr)	2.8%
Total S.A. (Fr)	2.8%
Novo Nordisk B	2.8%
Siemens Ag (Regd)	2.8%
Axa Sa (Fr)	2.6%
Astrazeneca Ord (Gbp)	2.5%
Lvmh Moet Hennessy Louis Vuitton Se (Fr)	2.5%

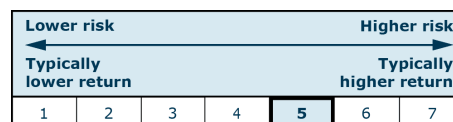
*) Please note that all holdings are delayed with 1 month.

Asset allocation: Regions as of 30.12.2019, %



Risk indicator

The indicator illustrates the typical correlation between the risk and your potential return of the investment.



Risk key figures for the period 31.01.2017 - 31.01.2020

Average annual return, %	10.35
Sharpe Ratio	0.97
Volatility	10.52
Tracking Error	3.14
Information Ratio	-0.38

Basic information

ISIN code	LU1349492360
Benchmark	MSCI Europe Index (net dividends reinvested)
Website	https://www.danskeinvest.lu
Fund domicile	Luxembourg
Currency	SEK
Total assets, mill., 19.02.2020, SEK	498.3
Net asset value (NAV), 21.02.2020	224.27
Morningstar Rating™	★★★★★
Morningstar Sustainability Rating	★★★★★

This material has been prepared by Danske Invest, a division of Danske Bank A/S, for information purposes only. Prior to investing you are advised to read the latest prospectus and key investor information document available on the website. You should contact your investment advisor before making investment decisions based on the material. Past performance is not a reliable indicator of future results.