

**Objectives and investment policy**

**Objectives**

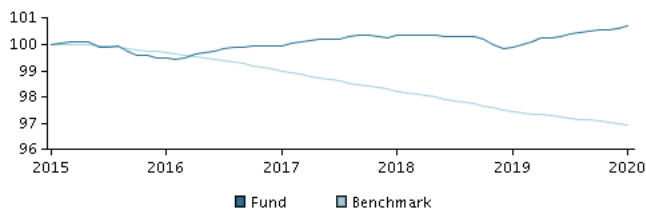
The objective of this fund is to achieve above-market performance. Dividends are normally distributed to investors each year.

**Investment policy**

The fund invests mainly in Swedish bonds that have a short duration and money market instruments from companies and credit institutions (banks) that have a sustainability profile or an improving sustainability profile. In addition to the sustainable investment policy that applies to all funds in the SICAV, this fund does not invest in companies whose revenues mainly originate from sectors such as alcohol, tobacco or pornography. In actively managing the fund's portfolio, the management team selects securities that appear to offer superior investment characteristics. The management team monitors actively issuers' sustainability profile and compliance with internationally recognised sustainable investment principles and engages proactively in dialogues with issuers on matters such as sustainability, strategy, finance and operations. The fund generally expects that its holdings, and therefore its performance, may differ somewhat from those of the benchmark. The fund may use derivatives for hedging and efficient portfolio management, as well as for investment purposes. The total average modified duration, including cash, is less than 1 year. The duration indicates among others the price risk of the bonds in which the fund invests. The lower the duration, the more price stable the bonds, if interest rates change.

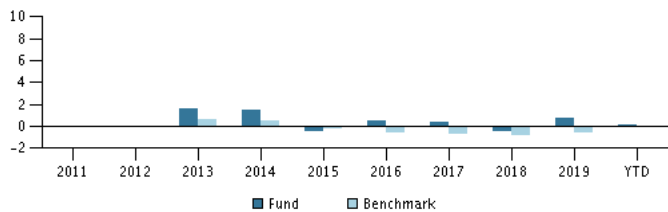
Recommendation: This fund may not be appropriate for investors who plan to withdraw their money within 1 years.

**Return in the period: 31.01.2015 - 31.01.2020**



The default for the chart is the return for the past 5 years as of end of month or, if the fund is less than 5 years old, since launch. Past performance is not a reliable indicator of future results.

**Annual return as of 31.01.2020, %**



**Annual return as of 31.01.2020**

	2015	2016	2017	2018	2019	YTD
Fund, %	-0.4	0.5	0.4	-0.4	0.7	0.1
Benchmark, %	-0.3	-0.7	-0.8	-0.8	-0.5	-0.0
Dividend	32.98	6.37	14.85	14.69	12.98	0.00

**Return as of 31.01.2020**

	1 mth.	3 mth.	1 year	3 years	5 years
Fund, %	0.1	0.1	0.8	0.7	0.7
Benchmark, %	-0.0	-0.2	-0.5	-2.1	-3.1

**Charges**

Ongoing charge	0.20%
Max. entry charge	0.00%
Max. exit charge	0.00%
Performance fee	0.00%

This material has been prepared by Danske Invest, a division of Danske Bank A/S, for information purposes only. Prior to investing you are advised to read the latest prospectus and key investor information document available on the website. You should contact your investment advisor before making investment decisions based on the material. Past performance is not a reliable indicator of future results.

Last updated 2020-02-18

**Advisor**



**Name:**  
Stefan Rocklind  
Danske Bank Asset Management  
**Title:**  
Senior Portfolio Manager  
**Background:**  
M.Sc. (Economics and Business administration)  
**Years of experience:**  
20

**10 largest holdings as of 30.12.2019 \*)**

Name of investment/security	Weight
Sandvik Ab Frn 14/1-2014/2021	2.2%
Husqvarna Ab Frn 01/03-2017/2022	2.0%
Hexagon Ab Frn 24/5-2017/2021	1.7%
Volvo Treas Ab Frn 21/09-2018/2021	1.6%
Landshypotek Bank Ab Frn 9/7-2019/2021	1.6%
Industrivarden Frn 24/02-2017/2021	1.5%
Telenor Asa 19/21 Frn Sek	1.5%
Skandiabanken Ab Frn 20/09-2018/2021	1.4%
Sbab Bank Ab Frn 04/02-2019/2022	1.3%
Nordea Bank Ab Frn 16/06-2017/2020	1.2%

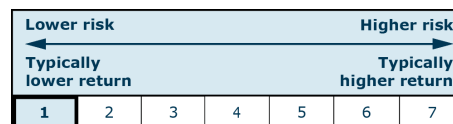
\*) Please note that all holdings are delayed with 1 month.

**Asset allocation: Currency as of 30.12.2019, %**



**Risk indicator**

The indicator illustrates the typical correlation between the risk and your potential return of the investment.



**Risk key figures for the period 31.01.2017 - 31.01.2020**

Average annual return, %	0.24
Sharpe Ratio	2.61
Volatility	0.23
Tracking Error	0.22
Information Ratio	4.37

**Basic information**

ISIN code	LU1349498136
Benchmark	OMRX Treasury Bill Index
Website	https://www.danskeinvest.lu
Fund domicile	Luxembourg
Currency	SEK
Total assets, mill., 14.02.2020, SEK	15,934.6
Net asset value (NAV), 17.02.2020	1,026.46
Duration, 31.01.2020	0.12
Yield to maturity, 31.01.2020	0.69
Morningstar Rating™	★★★★★
Morningstar Sustainability Rating	★★★★★