

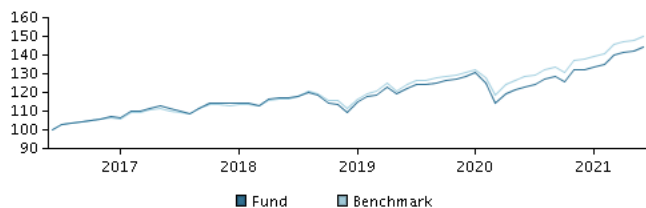
Objectives and investment policy**Objectives**

The objective of this fund is to achieve above-market performance, while applying a balanced asset allocation strategy. The share class is accumulating.

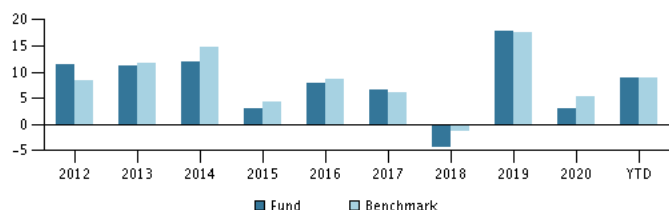
Investment policy

The fund gains exposure, directly or through other funds, to equities and bonds. The fund generally expects to place relatively equal emphasis on equities and bonds. The fund only invests in underlying funds where ESG-related processes or criteria are applied. The fund may gain exposure to any credit quality, sector and country, including emerging markets. Specifically, the fund's default asset allocation is 50% in equities and 50% in bonds, but this may be adjusted depending on the investment manager's market outlook. The fund promotes various environmental and social characteristics and good governance practices through a commitment to systematically identify and address sustainability factors throughout the investment management processes and through active ownership. In actively managing the fund's portfolio, the management team applies a flexible asset allocation that seeks to take full advantage of market changes and opportunities. The fund generally expects that its holdings and, therefore its performance, may differ significantly from those of the benchmark. The fund may use derivatives for hedging and efficient portfolio management, as well as for investment purposes. The fund may invest in Chinese A-shares subject to quota and operational constraints, which may increase legal and counterparty risk.

Recommendation: This fund may not be appropriate for investors who plan to withdraw their money within 3 years.

Return in the period: 30.06.2016 - 30.06.2021

The default for the chart is the return for the past 5 years as of end of month or, if the fund is less than 5 years old, since launch. Past performance is not a reliable indicator of future results.

Annual return as of 30.06.2021, %**Annual return as of 30.06.2021**

	2016	2017	2018	2019	2020	YTD
Fund, %	8.0	6.5	-4.3	17.7	3.0	8.9
Benchmark, %	8.7	6.1	-1.3	17.6	5.3	8.8

Return as of 30.06.2021

	1 mth.	3 mth.	1 year	3 years	5 years
Fund, %	1.6	3.1	17.0	23.2	44.5
Benchmark, %	1.6	3.2	16.9	28.5	50.6

Charges

Ongoing charge	1.19%
Max. entry charge	0.00%
Max. exit charge	0.00%
Performance fee	0.00%

This material has been prepared by Danske Invest, a division of Danske Bank A/S, for information purposes only. Prior to investing you are advised to read the latest prospectus and key investor information document available on the website. You should contact your investment advisor before making investment decisions based on the material. Past performance is not a reliable indicator of future results.

Last updated 2021-07-21

Manager**Name:**

Karl Burck
Danske Bank Asset Management

Title:

Senior Portfolio Manager

Background:

B.Sc (Business Administration and Economics), CEFA

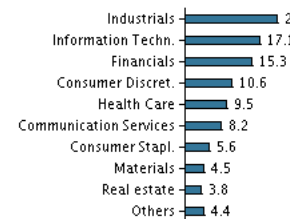
Years of experience:

12

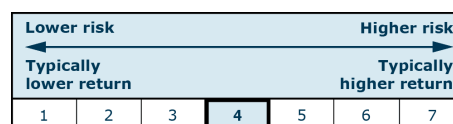
10 largest holdings as of 31.05.2021 *)

Name of investment/security	Weight
Danske Invest Sicav Sverige Ränta Class Sa	17.7%
Danske Invest Sicav Sverige Class Sa	14.1%
Danske Invest Index Global Ac Restricted, Klass Sek W	8.1%
Danske Invest Sicav Global Sustainable Future Class I-Sek	7.4%
Danske Invest Index Usa Restricted, Klass Sek W	7.2%
Danske Invest Tillväxtmarknadsobligationer, Klass Sek H	6.6%
Danske Invest Sicav European Corporate Sustainable Bond Clas...	6.0%
Danske Invest Sicav Sverige Kort Ränta Class Sa	3.3%
Danske Invest Index Europe Restricted, Klass Sek W	3.2%
Danske Invest Sicav Danish Mortgage Bond Class A-Sek H	3.1%

*) Please note that all holdings are delayed with 1 month.

Asset allocation: Sectors as of 31.05.2021, %**Risk indicator**

The indicator illustrates the typical correlation between the risk and your potential return of the investment.

**Risk key figures for the period 31.07.2018 - 30.06.2021**

Average annual return, %	7.04
Sharpe Ratio	0.73
Volatility	9.41
Tracking Error	1.24
Information Ratio	-1.13

Basic information

ISIN code	LU1349506334
Benchmark	40% OMRX Total Market Index, 30% MSCI AC World (net dividends reinvested), 20% SIX Portfolio Return Index (gross dividends reinvested), 5% Bloomberg-Barclays Euro-Agg 500MM Corp A-BBB (hedged into SEK) and 5% JPM EMBI Global Diversified (hedged into SEK)
Website	www.danskeinvest.lu
Fund domicile	Luxembourg
Currency	SEK
Total assets, mill., 19.07.2021, SEK	11,103.2
Net asset value (NAV), 20.07.2021	268.00
Morningstar Rating?	★★★★★