

Objectives and investment policy

Objectives

The objective of this fund is to achieve above-market performance, while applying a defensive asset allocation strategy. The share class is accumulating.

Investment policy

The fund gains exposure, directly or through other funds, to bonds and equities. The fund generally expects to place an emphasis on bonds. The fund only invests in underlying funds where ESG-related processes or criteria are applied. The fund may gain exposure to any credit quality, sector and country, including emerging markets.

Specifically, the fund may invest up to 100% of net assets in debt securities such as bonds and money market instruments.

The fund promotes various environmental and social characteristics and good governance practices through a commitment to systematically identify and address sustainability factors throughout the investment management processes and through active ownership.

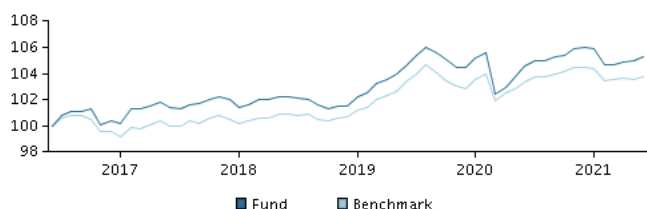
In actively managing the fund's portfolio, the management team applies a flexible asset allocation that seeks to take full advantage of market changes and opportunities.

The fund generally expects that its holdings, and therefore its performance, may differ somewhat from those of the benchmark.

The fund may use derivatives for hedging and efficient portfolio management, as well as for investment purposes.

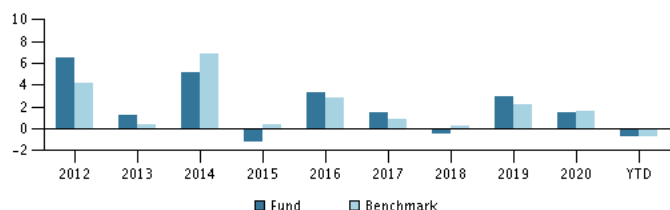
Recommendation: This fund may not be appropriate for investors who plan to withdraw their money within 3 years.

Return in the period: 30.06.2016 - 30.06.2021



The default for the chart is the return for the past 5 years as of end of month or, if the fund is less than 5 years old, since launch. Past performance is not a reliable indicator of future results.

Annual return as of 30.06.2021, %



Annual return as of 30.06.2021

	2016	2017	2018	2019	2020	YTD
Fund, %	3.4	1.5	-0.5	2.9	1.4	-0.7
Benchmark, %	2.9	0.9	0.2	2.2	1.6	-0.8

Return as of 30.06.2021

	1 mth.	3 mth.	1 year	3 years	5 years
Fund, %	0.3	0.5	0.6	3.0	5.3
Benchmark, %	0.2	0.2	0.3	2.8	3.7

Charges

Ongoing charge	0.68%
Max. entry charge	0.00%
Max. exit charge	0.00%
Performance fee	0.00%

This material has been prepared by Danske Invest, a division of Danske Bank A/S, for information purposes only. Prior to investing you are advised to read the latest prospectus and key investor information document available on the website. You should contact your investment advisor before making investment decisions based on the material. Past performance is not a reliable indicator of future results.

Last updated 2021-07-21

Manager



Name:

Karl Burck
Danske Bank Asset Management

Title:

Senior Portfolio Manager

Background:

B.Sc (Business Administration and Economics), CEFA

Years of experience:

12

10 largest holdings as of 31.05.2021 *)

Name of investment/security	Weight
Danske Invest Sicav Sverige Kort Ränta Class Sa	19.2%
Danske Invest Sicav Sverige Ränta Class Sa	19.2%
Danske Invest Sicav Danish Mortgage Bond Class A-Sek H	11.9%
Danske Invest Sicav European Corporate Sustainable Bond Clas...	11.3%
Danske Invest Globala Realräntor, Klass Sek H	9.9%
1,0 Swedish Government S.1059 12/11-2015/2026	8.3%
Danske Invest Tillväxtmarknadsobligationer, Klass Sek H	8.2%
1,0 Swedbank Hypotek 18/06-2019/2025	4.1%
Danske Invest Tillväxtmarknadsobligationer Lokal Val, Klass ...	3.4%
2,5 Swedish Government S. 1058 15/5-2014/2025	0.9%

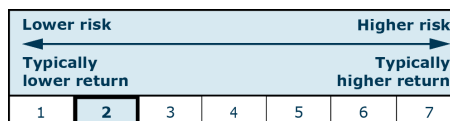
*) Please note that all holdings are delayed with 1 month.

Asset allocation: Regions as of 31.05.2021, %



Risk indicator

The indicator illustrates the typical correlation between the risk and your potential return of the investment.



Risk key figures for the period 31.07.2018 - 30.06.2021

Average annual return, %	1.05
Sharpe Ratio	0.47
Volatility	2.40
Tracking Error	0.81
Information Ratio	0.08

Basic information

ISIN code	LU1349513892
Benchmark	85% OMRX Total Market Index, 10% Bloomberg-Barclays Euro-Agg 500MM Corp A-BBB (hedged into SEK) and 5% JPM EMBI Global Diversified (hedged into SEK)
Website	www.danskeinvest.lu
Fund domicile	Luxembourg
Currency	SEK
Total assets, mill., 19.07.2021, SEK	798.4
Net asset value (NAV), 20.07.2021	122.84
Duration, 30.06.2021	4.47
Yield to maturity, 30.06.2021	1.26
Morningstar Rating?	★★★★★