

Objectives and investment policy

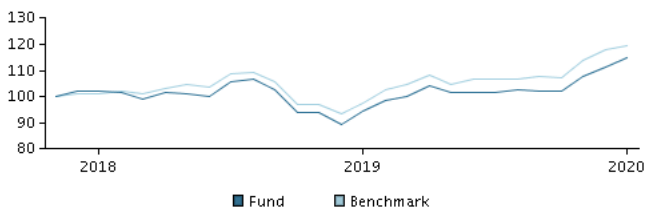
Objectives

The objective of this fund is to achieve above-market performance. The share class is accumulating.

Investment policy

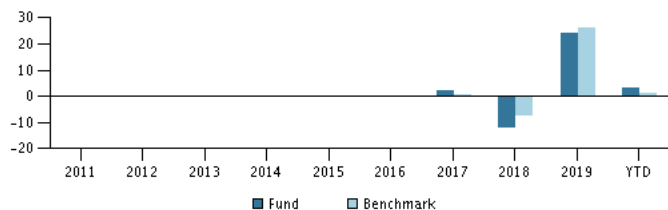
The fund invests mainly in a narrow and focused selection of Danish equities. Specifically, the fund invests at least two-thirds of net assets in equities and equity-related securities that are traded on the Nasdaq OMX Copenhagen (a regulated market in Denmark). In actively managing the fund's portfolio, the management team selects securities that appear to offer superior investment characteristics. The fund generally expects that its holdings, and therefore its performance, may not differ significantly from those of the benchmark. The fund may use derivatives for hedging and efficient portfolio management. Recommendation: This fund may not be appropriate for investors who plan to withdraw their money within 5 years.

Return in the period: 14.11.2017 - 31.01.2020



The default for the chart is the return for the past 5 years as of end of month or, if the fund is less than 5 years old, since launch. Past performance is not a reliable indicator of future results.

Annual return as of 31.01.2020, %



Annual return as of 31.01.2020

	2015	2016	2017	2018	2019	YTD
Fund, %			2.1	-12.3	24.3	3.2
Benchmark, %			0.7	-7.7	26.2	1.4

Return as of 31.01.2020

	1 mth.	3 mth.	1 year	3 years	start
Fund, %	3.2	12.1	21.4	14.8	
Benchmark, %	1.4	11.2	22.4	19.1	

Charges

Ongoing charge	1.02%
Max. entry charge	0.00%
Max. exit charge	0.00%
Performance fee	0.00%

Manager



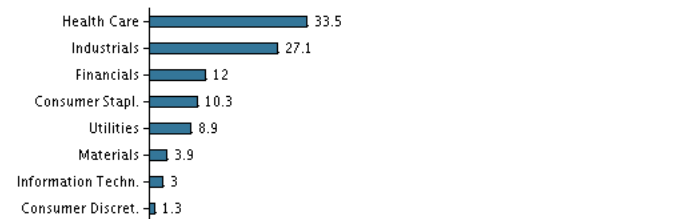
Name:
Jesper Neergaard Poll
Danske Bank Asset Management
Title:
Chief Portfolio Manager
Background:
M.Sc.
Years of experience:
27

10 largest holdings as of 30.12.2019 *)

Name of investment/security	Weight
Novo Nordisk B	9.7%
Ørsted A/S	8.7%
Dsv	6.8%
Carlsberg B	6.4%
A.P. Møller - Mærsk B	5.7%
Coloplast B	4.8%
Vestas Wind Systems	4.8%
William Demant Holding A/S	4.7%
Gn Store Nord	4.5%
Genmab	4.4%

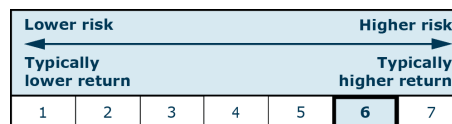
*) Please note that all holdings are delayed with 1 month.

Asset allocation: Sectors as of 30.12.2019, %



Risk indicator

The indicator illustrates the typical correlation between the risk and your potential return of the investment.



Risk key figures for the period 30.11.2017 - 31.01.2020

Average annual return, %	6.39
Sharpe Ratio	0.59
Volatility	11.31
Tracking Error	3.29
Information Ratio	-0.57

Basic information

ISIN code	LU1687330461
Benchmark	OMX Copenhagen CAP GI Index (net dividends reinvested)
Website	https://www.danskeinvest.lu
Fund domicile	Luxembourg
Currency	DKK
Total assets, mill., 21.02.2020, DKK	434.3
Net asset value (NAV), 25.02.2020	115.92
Morningstar Sustainability Rating	