

Objectives and investment policy

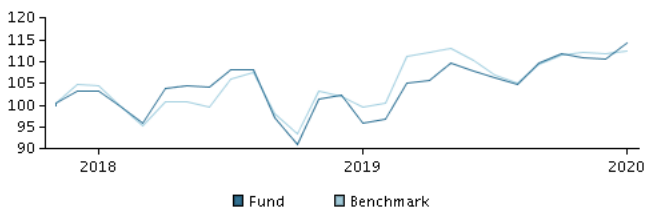
Objectives

The objective of this fund is to achieve above-market performance. Dividends are normally distributed to investors each year.

Investment policy

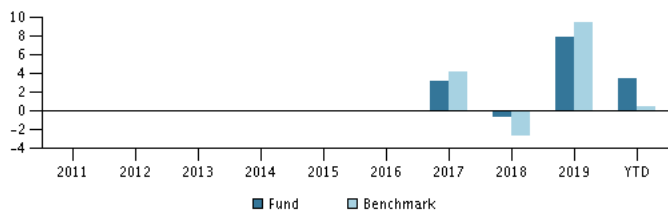
The fund invests mainly in Indian equities. Specifically, the fund invests at least two-thirds of net assets in equities and equity-related securities that are traded on a regulated market and are issued by companies that are domiciled, or do most of their business, in India. In actively managing the fund's portfolio, the management team selects securities that appear to offer superior investment characteristics. The fund generally expects that its holdings, and therefore its performance, may differ significantly from those of the benchmark. The fund may use derivatives for hedging and efficient portfolio management. Recommendation: This fund may not be appropriate for investors who plan to withdraw their money within 7 years.

Return in the period: 14.11.2017 - 31.01.2020



The default for the chart is the return for the past 5 years as of end of month or, if the fund is less than 5 years old, since launch. Past performance is not a reliable indicator of future results.

Annual return as of 31.01.2020, %



Annual return as of 31.01.2020

	2015	2016	2017	2018	2019	YTD
Fund, %			3.2	-0.6	8.0	3.5
Benchmark, %			4.1	-2.6	9.6	0.5

Return as of 31.01.2020

	1 mth.	3 mth.	1 year	3 years	start
Fund, %	3.5	2.3	19.2	14.5	
Benchmark, %	0.5	0.8	12.7	11.6	

Charges

Ongoing charge	1.30%
Max. entry charge	0.00%
Max. exit charge	0.00%
Performance fee	0.00%

Manager



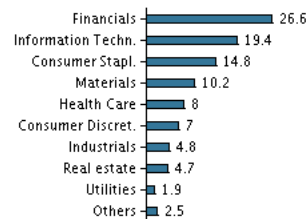
Name:
Adrian Lim
Aberdeen Asset Managers
Title:
Investment Manager
Background:
BA Nanyang Tech. University, CFA
Years of experience:
20

10 largest holdings as of 30.12.2019 *)

Name of investment/security	Weight
Housing Development Finance	9.3%
Tata Consultancy Services Ltd.	7.7%
Infosys Ltd	5.5%
Kotak Mahindra Bank Ltd	5.3%
Hindustan Unilever Limited	5.0%
Sbi Life Insurance Co Ltd S	4.1%
Nestle India Ltd.	3.9%
Ultra Tech Cement Ltd.	3.8%
Container Corporation Of India Ltd	3.7%
Hdfc Bank Ltd	3.7%

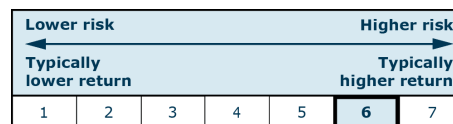
*) Please note that all holdings are delayed with 1 month.

Asset allocation: Sectors as of 30.12.2019, %



Risk indicator

The indicator illustrates the typical correlation between the risk and your potential return of the investment.



Risk key figures for the period 30.11.2017 - 31.01.2020

Average annual return, %	6.11
Sharpe Ratio	0.40
Volatility	15.90
Tracking Error	5.78
Information Ratio	0.15

Basic information

ISIN code	LU1679002672
Benchmark	MSCI India Index (net dividends reinvested)
Website	https://www.danskeinvest.lu
Fund domicile	Luxembourg
Currency	EUR
Total assets, mill., 20.02.2020, EUR	61.1
Net asset value (NAV), 20.02.2020	11.729
Morningstar Sustainability Rating	★★★★

This material has been prepared by Danske Invest, a division of Danske Bank A/S, for information purposes only. Prior to investing you are advised to read the latest prospectus and key investor information document available on the website. You should contact your investment advisor before making investment decisions based on the material. Past performance is not a reliable indicator of future results.