

Objectives and investment policy**Objectives**

The objective of this fund is to achieve a performance comparable to the benchmark. Dividends are normally distributed to investors each year.

Investment policy

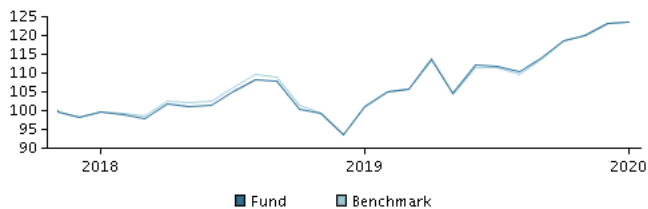
The fund seeks to track a Swedish equity index while excluding companies in the weapon sector or whose turnover totally or partially originates from sectors like alcohol, tobacco or pornography.

Specifically, the fund invests in equities and equity-related securities that are traded on a regulated market in Sweden. In addition to the SICAV's sustainable investment policy, the fund applies an ethical screening that excludes companies as described above.

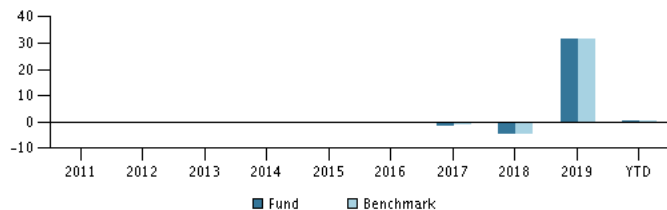
In passively managing the fund's portfolio, the portfolio management team invests directly in a selection of equities included in the benchmark, using a multi-factor model designed to reduce trading costs and minimise tracking error. Tracking error is a measure of the difference of returns between the fund and its benchmark.

The fund may use derivatives for hedging and efficient portfolio management, as well as for investment purposes.

Recommendation: This fund may not be appropriate for investors who plan to withdraw their money within 5 years.

Return in the period: 22.11.2017 - 31.01.2020

The default for the chart is the return for the past 5 years as of end of month or, if the fund is less than 5 years old, since launch. Past performance is not a reliable indicator of future results.

Annual return as of 31.01.2020, %**Annual return as of 31.01.2020**

	2015	2016	2017	2018	2019	YTD
Fund, %			-1.8	-4.6	31.7	0.3
Benchmark, %			-1.3	-4.6	31.5	0.5
Dividend	0.00	0.00	0.00	8.36	6.83	0.00

Return as of 31.01.2020

	1 mth.	3 mth.	1 year	3 years	start
Fund, %	0.3	4.2	22.4		23.8
Benchmark, %	0.5	4.5	22.2		24.3

Charges

Ongoing charge	0.26%
Max. entry charge	0.00%
Max. exit charge	0.00%
Performance fee	0.00%

Manager**Name:**

Joel Backesten
Danske Bank Asset Management

Title:

Portfolio Manager

Background:

M.Sc. (Finance), CFA

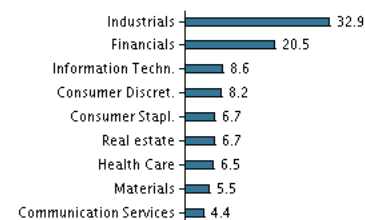
Years of experience:

4

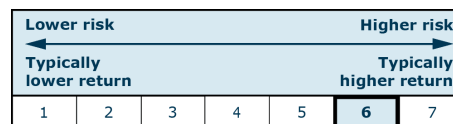
10 largest holdings as of 30.12.2019 *)

Name of investment/security	Weight
Volvo B	5.2%
Ericsson, Telefon Ab Lm B	5.2%
Atlas Copco Ab A	5.2%
Investor Ab B	4.7%
Assa Abloy Ab B	4.5%
Essity Ab B	4.1%
Sandvik Ab	4.0%
Handelsbanken Ab A	3.3%
Hexagon Ab B	3.1%
Hennes & Mauritz Ab B	3.1%

*) Please note that all holdings are delayed with 1 month.

Asset allocation: Sectors as of 30.12.2019, %**Risk indicator**

The indicator illustrates the typical correlation between the risk and your potential return of the investment.

**Risk key figures for the period 30.11.2017 - 31.01.2020**

Average annual return, %	10.53
Sharpe Ratio	0.76
Volatility	13.47
Tracking Error	0.91
Information Ratio	-0.03

Basic information

ISIN code	LU1679013109
Benchmark	OMX Stockholm Benchmark Cap Index (net dividends reinvested)
Website	https://www.danskeinvest.lu
Fund domicile	Luxembourg
Currency	SEK
Total assets, mill., 19.02.2020, SEK	627.4
Net asset value (NAV), 20.02.2020	206.39
Morningstar Sustainability Rating	