

Objectives and investment policy

Objectives

The objective of this fund is to achieve a performance comparable to the benchmark. The share class is accumulating.

Investment policy

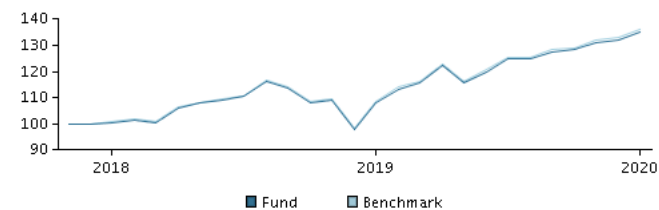
The fund seeks to track a global equity index. Specifically, the fund invests in equities and equity-related securities that are traded on a regulated market. The anticipated tracking error is 1% maximum (not guaranteed).

In passively managing the fund's portfolio, the portfolio management team invests directly in a selection of equities included in the benchmark, using a multi-factor model designed to reduce trading costs and minimise tracking error. Tracking error is a measure of the difference of returns between the fund and its benchmark.

The fund may use derivatives for hedging and efficient portfolio management, as well as for investment purposes.

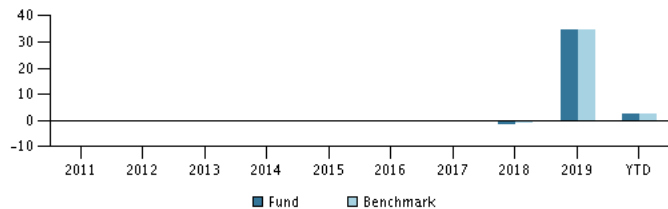
Recommendation: This fund may not be appropriate for investors who plan to withdraw their money within 5 years.

Return in the period: 21.11.2017 - 31.01.2020



The default for the chart is the return for the past 5 years as of end of month or, if the fund is less than 5 years old, since launch. Past performance is not a reliable indicator of future results.

Annual return as of 31.01.2020, %



Annual return as of 31.01.2020

	2015	2016	2017	2018	2019	YTD
Fund, %			-0.3	-1.6	34.5	2.3
Benchmark, %			-0.4	-1.1	34.8	2.3

Return as of 31.01.2020

	1 mth.	3 mth.	1 year	3 years	start
Fund, %	2.3	5.2	25.2		35.0
Benchmark, %	2.3	5.3	25.4		35.8

Charges

Ongoing charge	0.29%
Max. entry charge	0.00%
Max. exit charge	0.00%
Performance fee	0.00%

Manager



Name:
Joel Backesten
Danske Bank Asset Management

Title:
Portfolio Manager

Background:
M.Sc. (Finance), CFA

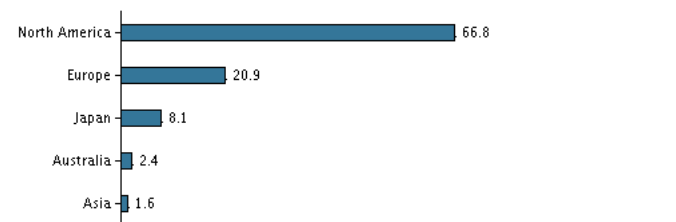
Years of experience:
4

10 largest holdings as of 30.12.2019 *)

Name of investment/security	Weight
Apple Inc.	3.0%
Microsoft Corp.	2.6%
Amazon.Com	1.7%
Facebook Inc A (Us)	1.1%
Jpmorgan Chase & Co.	1.0%
Alphabet Inc C	0.9%
Alphabet Inc A	0.9%
Johnson & Johnson	0.9%
Nestle (Regd)	0.8%
Visa Inc Class A	0.8%

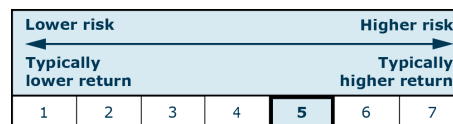
*) Please note that all holdings are delayed with 1 month.

Asset allocation: Regions as of 30.12.2019, %



Risk indicator

The indicator illustrates the typical correlation between the risk and your potential return of the investment.



Risk key figures for the period 30.11.2017 - 31.01.2020

Average annual return, %	14.77
Sharpe Ratio	1.03
Volatility	13.65
Tracking Error	0.15
Information Ratio	-2.26

Basic information

ISIN code	LU1679000031
Benchmark	MSCI World Index (net dividends reinvested) converted to SEK
Website	https://www.danskeinvest.lu
Fund domicile	Luxembourg
Currency	SEK
Total assets, mill., 10.02.2020, SEK	22,140.8
Net asset value (NAV), 14.02.2020	2,120.50
Morningstar Sustainability Rating	