

Objectives and investment policy

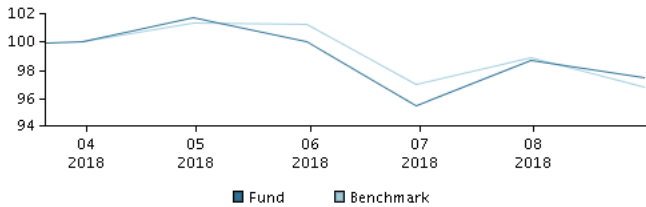
Objectives

The objective of this fund is to achieve above-market performance. The share class is accumulating.

Investment policy

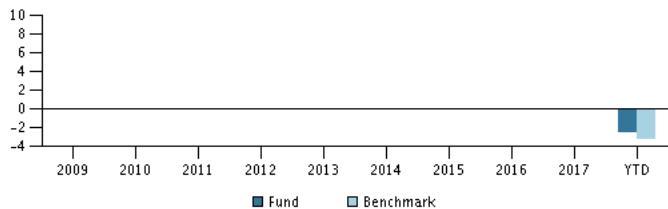
The fund invests mainly in emerging market equities. Specifically, the fund invests at least two-thirds of net assets in equities and equity-related securities that are traded on a regulated market and are issued by companies that are domiciled, or do most of their business, in emerging markets (including emerging and frontier markets as classified by S&P Dow Jones Indices). In actively managing the fund's portfolio, the management team selects securities that appear to offer superior investment characteristics. The fund generally expects that its holdings, and therefore its performance, may differ significantly from those of the benchmark. The fund may use derivatives for hedging and efficient portfolio management. The fund may invest in Chinese A-shares subject to quota and operational constraints, which may increase legal and counterparty risk. Recommendation: This fund may not be appropriate for investors who plan to withdraw their money within 7 years.

Return in the period: 21.03.2018 - 31.08.2018



The default for the chart is the return for the past 5 years as of end of month or, if the fund is less than 5 years old, since launch. Past performance is not a reliable indicator of future results.

Annual return as of 31.08.2018, %



Annual return as of 31.08.2018

	2013	2014	2015	2016	2017	YTD
Fund, %						-2.5
Benchmark, %						-3.3

Return as of 31.08.2018

	1 mth.	3 mth.	1 year	3 years	start
Fund, %	-1.3	-2.6			-2.5
Benchmark, %	-2.2	-4.4			-3.3

Charges

Ongoing charge	1.21%
Max. entry charge	0.00%
Max. exit charge	0.00%
Performance fee	0.00%

Manager



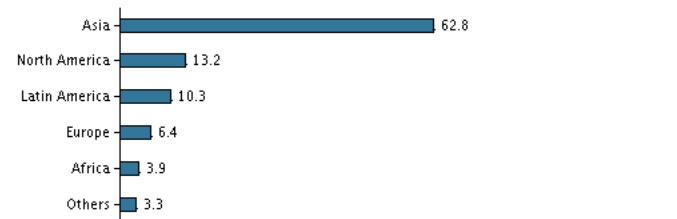
Name:
John Chow
Fidelity International
Title:
Portfolio Manager
Background:
BSc. (computer engineering) , CFA
Years of experience:
26

10 largest holdings as of 30.12.2019 *)

Name of investment/security	Weight
Alibaba Group Holding Ltd Adr	5.4%
Tencent Holdings Ltd.	5.4%
Taiwan Semiconductor Manufacturing Co.	5.3%
Samsung Electronics (Pref.)	4.7%
Reliance Industries	2.8%
Sk Hynix Inc.	2.3%
Ping An Insurance (Group) Comp. Of China	1.9%
China Construction Bank Corporation H	1.7%
Housing Development Finance	1.6%
Petroleo Brasileiro S.A. Petrobras (Pref.)	1.5%

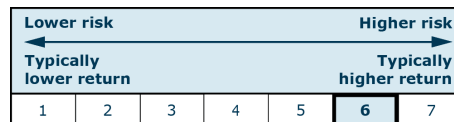
*) Please note that all holdings are delayed with 1 month.

Asset allocation: Regions as of 30.12.2019, %



Risk indicator

The indicator illustrates the typical correlation between the risk and your potential return of the investment.



Basic information

ISIN code	LU1678996684
Benchmark	MSCI Emerging Markets Index (net dividends reinvested)
Website	https://www.danskeinvest.lu
Fund domicile	Luxembourg
Currency	EUR
Total assets, mill., 31.01.2020, EUR	201.7
Net asset value (NAV), 31.08.2018	9.746
Morningstar Sustainability Rating	★★★★★