

Objectives and investment policy**Objectives**

The objective of this fund is to achieve above-market performance. Dividends are normally distributed to investors each year.

Investment policy

The fund invests mainly in Swedish bonds and money market instruments. The fund systematically integrates ESG factors alongside financial factors, treated holistically and managed from a risk-return perspective in the investment process. Material ESG issues are addressed and promoted through active ownership.

The fund may invest in, or be exposed to, the following investments up to the percentage of net assets indicated: unrated bonds: 20%.

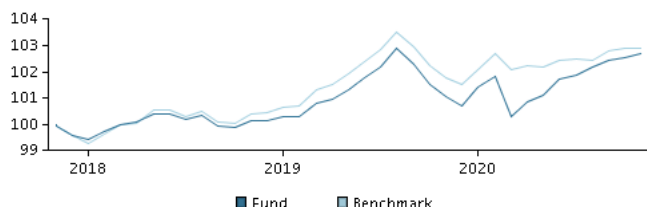
In actively managing the fund's portfolio, the management team selects securities that appear to offer superior investment characteristics.

The fund generally expects that its holdings, and therefore its performance, may differ somewhat from those of the benchmark.

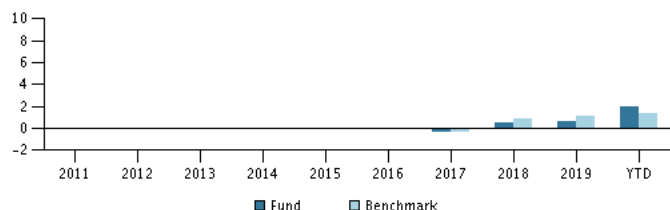
The fund may use derivatives for hedging and efficient portfolio management, as well as for investment purposes.

The total average modified duration, including cash, ranges from 1 to 5 years.

Recommendation: This fund may not be appropriate for investors who plan to withdraw their money within 3 years.

Return in the period: 22.11.2017 - 30.11.2020

The default for the chart is the return for the past 5 years as of end of month or, if the fund is less than 5 years old, since launch. Past performance is not a reliable indicator of future results.

Annual return as of 30.11.2020, %**Annual return as of 30.11.2020**

	2015	2016	2017	2018	2019	YTD
Fund, %			-0.4	0.6	0.6	2.0
Benchmark, %			-0.4	0.9	1.1	1.3
Dividend	0.00	0.00	0.00	19.88	17.63	27.09

Return as of 30.11.2020

	1 mth.	3 mth.	1 year	3 years	start
Fund, %	0.2	0.5	1.6	2.7	2.7
Benchmark, %	-0.0	0.4	1.1	2.9	2.9

Charges

Ongoing charge	0.41%
Max. entry charge	0.00%
Max. exit charge	0.00%
Performance fee	0.00%

Advisor**Name:**

Jannis Asdres
Danske Bank Asset Management

Title:

Senior Portfolio Manager

Background:

M.sc. (Finance)

Years of experience:

23

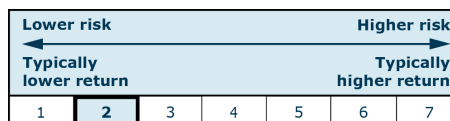
10 largest holdings as of 30.10.2020 *)

Name of investment/security	Weight
2,0 Stadshypotek Ab 01/09-2018/2028	8.5%
1,0 Swedish Covered 12/06-2018/2024	7.0%
1,0 Seb Obligationslån 576 20/12-2018/2023	6.9%
1,0 Swedbank Hypotek 18/09-2018/2024	5.4%
1,0 Swedish Covered 21/06-2018/2023	5.3%
1,25 Nordea Hypotek 20/09-2017/2023	5.2%
1,5 Skandinav Enskil 21/12-2016/2022	3.9%
1,5 Stadshypotek Ab 03/12-2019/2024	3.4%
1,0 Stadshypotek Ab 03/09-2020/2025	3.3%
1,0 Nordea Hypotek 17/09-2019/2025	3.3%

*) Please note that all holdings are delayed with 1 month.

Asset allocation: Currency as of 30.10.2020, %**Risk indicator**

The indicator illustrates the typical correlation between the risk and your potential return of the investment.

**Risk key figures for the period 30.11.2017 - 30.11.2020**

Average annual return, %	0.91
Sharpe Ratio	0.72
Volatility	1.50
Tracking Error	0.70
Information Ratio	-0.09

Basic information

ISIN code	LU1679015229
Benchmark	OMRX Total Market Index
Website	www.danskeinvest.lu
Fund domicile	Luxembourg
Currency	SEK
Total assets, mill., 09.12.2020, SEK	7,937.3
Net asset value (NAV), 10.12.2020	959.72
Duration, 30.11.2020	3.89
Yield to maturity, 30.11.2020	0.28