

**Objectives and investment policy**

**Objectives**

The objective of this fund is to achieve above-market performance. Dividends are normally distributed to investors each year.

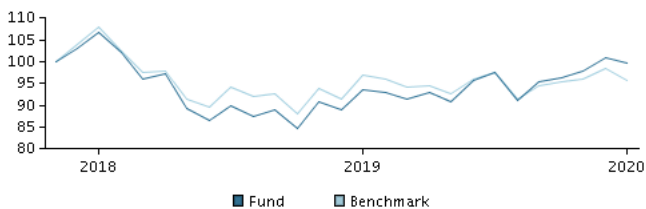
**Investment policy**

The fund invests mainly in Eastern European and Turkish equities, excluding equities from Russia. To a small extent, the fund may invest in equities from countries bordering Eastern Europe. The fund may invest in countries considered as emerging markets.

In actively managing the fund's portfolio, the management team selects securities that appear to offer superior investment characteristics. The fund generally expects that its holdings, and therefore its performance, may not differ significantly from those of the benchmark.

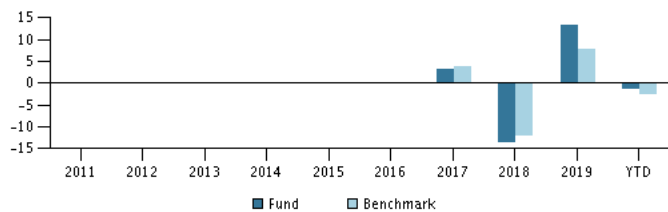
The fund may use derivatives for hedging and efficient portfolio management. Recommendation: This fund may not be appropriate for investors who plan to withdraw their money within 7 years.

**Return in the period: 14.11.2017 - 31.01.2020**



The default for the chart is the return for the past 5 years as of end of month or, if the fund is less than 5 years old, since launch. Past performance is not a reliable indicator of future results.

**Annual return as of 31.01.2020, %**



**Annual return as of 31.01.2020**

	2015	2016	2017	2018	2019	YTD
Fund, %			3.1	-13.6	13.4	-1.3
Benchmark, %			3.9	-12.2	7.8	-2.6

**Return as of 31.01.2020**

	1 mth.	3 mth.	1 year	3 years	start
Fund, %	-1.3	3.3	6.5		-0.3
Benchmark, %	-2.6	0.6	-1.1		-4.2

**Charges**

Ongoing charge	1.25%
Max. entry charge	0.00%
Max. exit charge	0.00%
Performance fee	0.00%

**Manager**



**Name:**

Morten Lund Ligaard  
Danske Bank Asset Management

**Title:**

Chief Portfolio Manager

**Background:**

M.Sc. (Mathematics & Economics), CFA

**Years of experience:**

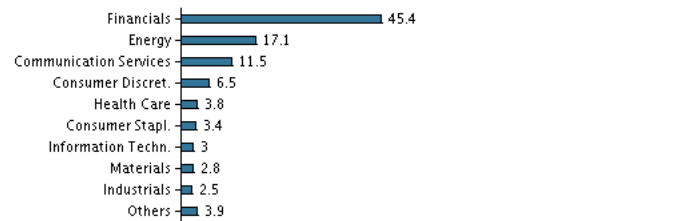
20

**10 largest holdings as of 30.12.2019 \*)**

Name of investment/security	Weight
Otp Bank	8.1%
Pko Bank Polski S.A.	5.2%
Polski Koncern Naftowy S.A.	4.8%
Bank Pekao S.A.	4.8%
Mol Hungarian Oil And Gas Plc A	4.4%
Powszechny Zaklad Ubezpieczen Sa	4.3%
Play Communications Sa	4.2%
Haci Omer Sabanci Holding As	3.3%
Cd Projekt Red Sa	3.3%
Grupa Lotos S.A.	2.9%

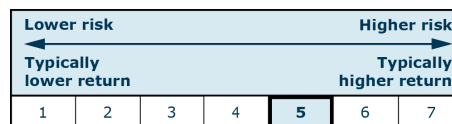
\*) Please note that all holdings are delayed with 1 month.

**Asset allocation: Sectors as of 30.12.2019, %**



**Risk indicator**

The indicator illustrates the typical correlation between the risk and your potential return of the investment.



**Risk key figures for the period 30.11.2017 - 31.01.2020**

Average annual return, %	-0.22
Sharpe Ratio	0.01
Volatility	13.83
Tracking Error	3.22
Information Ratio	0.55

**Basic information**

ISIN code	LU1678980092
Benchmark	85% Dow Jones STOXX EU Enlarged Total Market Index (TMI) (net dividends reinvested) and 15 % MSCI Turkey (net dividends reinvested) <a href="https://www.danskeinvest.lu">https://www.danskeinvest.lu</a>
Website	Luxembourg
Fund domicile	Luxembourg
Currency	EUR
Total assets, mill., 20.02.2020, EUR	13.2
Net asset value (NAV), 21.02.2020	10.054
Morningstar Sustainability Rating	★★★★★

This material has been prepared by Danske Invest, a division of Danske Bank A/S, for information purposes only. Prior to investing you are advised to read the latest prospectus and key investor information document available on the website. You should contact your investment advisor before making investment decisions based on the material. Past performance is not a reliable indicator of future results.