

**Objectives and investment policy**

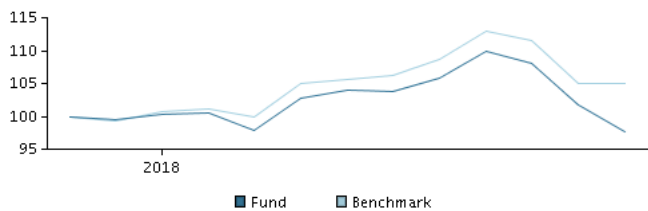
**Objectives**

The objective of this fund is to achieve above-market performance, while applying an opportunistic asset allocation strategy. Dividends are normally distributed to investors each year.

**Investment policy**

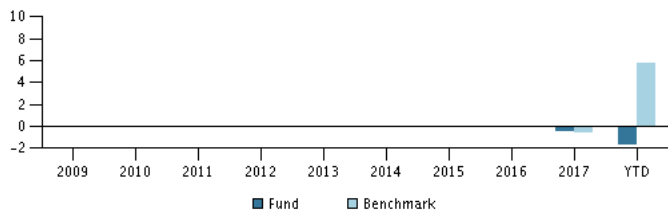
The fund gains exposure, directly or through other funds, to equities of companies that meet certain sustainable investment criteria. The fund invests only in underlying funds that apply sustainable investment criteria at either the securities selection or index construction level. The fund may gain exposure to any sector and country, including emerging markets. In addition to the sustainable investment policy that applies to all funds in the SICAV, this fund does not invest in equities issued by companies whose revenues mainly originate from sectors such as tobacco or pornography. In actively managing the fund's portfolio, the management team applies a flexible asset allocation that seeks to take full advantage of market changes and opportunities. The fund generally expects that its holdings, and therefore its performance, may differ significantly from those of the benchmark. The fund may invest in Chinese A-shares subject to quota and operational constraints, which may increase legal and counterparty risk. The fund may use derivatives for hedging, efficient portfolio management as well as for investment purposes. Recommendation: This fund may not be appropriate for investors who plan to withdraw their money within 5 years.

**Return in the period: 21.11.2017 - 30.11.2018**



The default for the chart is the return for the past 5 years as of end of month or, if the fund is less than 5 years old, since launch. Past performance is not a reliable indicator of future results.

**Annual return as of 30.11.2018, %**



**Annual return as of 30.11.2018**

	2013	2014	2015	2016	2017	YTD
Fund, %					-0.5	-1.7
Benchmark, %					-0.6	5.8
Dividend	0.00	0.00	0.00	0.00	0.00	11.92

**Return as of 30.11.2018**

	1 mth.	3 mth.	1 year	3 years	start
Fund, %	-4.0	-11.1	-2.2		-2.2
Benchmark, %	0.0	-7.0	5.2		5.2

**Charges**

Ongoing charge	0.99%
Max. entry charge	0.00%
Max. exit charge	0.00%
Performance fee	0.00%

This material has been prepared by Danske Invest, a division of Danske Bank A/S, for information purposes only. Prior to investing you are advised to read the latest prospectus and key investor information document available on the website. You should contact your investment advisor before making investment decisions based on the material. Past performance is not a reliable indicator of future results.

Last updated 2020-02-26

**Manager**



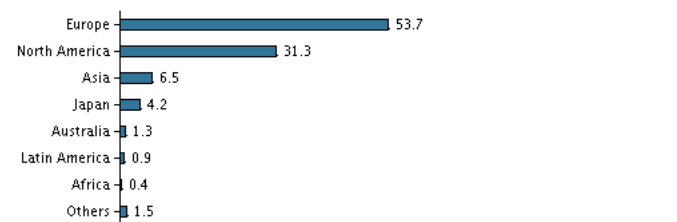
**Name:**  
Karl Burck  
Danske Bank Asset Management  
**Title:**  
Senior Portfolio Manager  
**Background:**  
B.Sc (Business Administration and Economics), CEFA  
**Years of experience:**  
11

**10 largest holdings as of 30.12.2019 \*)**

Name of investment/security	Weight
Danske Invest Sicav Sverige Class Sa	19.1%
Procapture Global Ac Index Fund, Klass Sek W	13.5%
Danske Invest Usa, Klass Sek	12.3%
Procapture Europe Index Fund, Klass Sek W	11.3%
Procapture Usa Index Fund, Klass Sek W	8.9%
Procapture Global Emerging Markets Index Fund, Klass Sek W	6.8%
Procapture Sweden Index Fund, Klass Sek W	6.0%
Procapture Japan Index Fund, Klass Sek W	3.3%
Procapture Pacific Incl. Canada Ex. Japan Index Fund, Klass ...	3.2%
Atlas Copco Ab A	0.8%

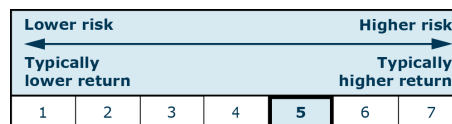
\*) Please note that all holdings are delayed with 1 month.

**Asset allocation: Regions as of 30.12.2019, %**



**Risk indicator**

The indicator illustrates the typical correlation between the risk and your potential return of the investment.



**Risk key figures for the period 30.11.2017 - 30.11.2018**

Average annual return, %	-2.16
Sharpe Ratio	-0.17
Volatility	10.24
Tracking Error	3.98
Information Ratio	-1.81

**Basic information**

ISIN code	LU1677767284
Benchmark	60% MSCI AC World (net dividends reinvested) and 40% SIX Portfolio Return Index (gross dividends reinvested)
Website	https://www.danskeinvest.lu
Fund domicile	Luxembourg
Currency	SEK
Total assets, mill., 31.01.2020, SEK	5,227.2
Net asset value (NAV), 30.11.2018	191.25
Morningstar Sustainability Rating	