

Objectives and investment policy**Objectives**

The objective of this alternative investment fund is to achieve investment growth in any type of market conditions (absolute return).

Investment policy

The fund seeks exposure to volatility risk premia embedded in equities, fixed income, credit, currencies and money market instruments from anywhere in the world with a focus on developed markets. The volatility-based strategies are implemented using derivatives such as options, futures and swaps. The fund may also, for a short period of time, invest directly, or via UCITS or UCIs, into such underlying securities. The fund will invest its remaining assets in UCITS (including UCITS ETFs), UCIs, high credit quality debt instruments, such as bonds issued by governments and credit institutions, money market instruments and/or short-term deposits.

The fund may use derivatives for hedging and efficient portfolio management, as well as for investment purposes. Expected leverage is 800% to 1,000% with an expected maximum of 4,000%.

The fund adheres to the Responsible Investment policy of Danske Bank and restricts certain sectors, companies, products, or activities from its investment universe.

Recommendation: The fund may not be appropriate for investors who plan to redeem their money within 3 years.

This fund is restricted to investors who qualify as "Well-Informed Investors" as defined in the the prospectus.

Latest fund report

The return in June for Global Cross Asset Volatility Class C-sek h p was 0.87%.

The positive return was driven by equities in systematic strategies.

On June 16, members of the FOMC in the US central bank on average increased their forecast of short-term interest rates leading to an increase in the market price of volatility across asset classes and a strengthened USD.

Later in June, both VIX and the price of US interest rate volatility had retraced back to levels prior to the US central bank meeting, while USD had strengthened further.

Also related to the US central bank, US short-term rates increased while long-term rates fell during the month.

The average risk consumption during June was 52% of maximum Value-at-Risk.

Contribution from asset classes:

Equities: Positive

Rates: Slightly negative

Currencies: Slightly positive

Historical returns are no reliable indicator of future returns. It should be noted that monthly returns (in percent) are non-additive.

Manager**Name:**

Jacob Øland Jensen
Danske Bank Asset Management

Title:

Chief Portfolio Manager

Background:

M.Sc. in Economics

Years of experience:

14

Basic information

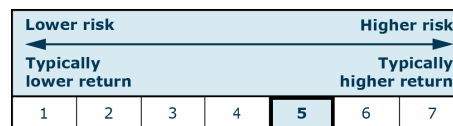
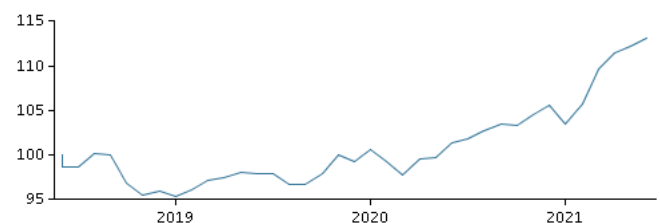
ISIN code	LU1807292831
Currency	SEK
Total assets, mill. SEK, 16.07.2021	2,208.4
Net asset value (NAV), 16.07.2021	1,133.24
Minimum initial investment	10,000 SEK
Management fee	0.90%
Sub-fund of	Danske Invest SICAV - SIF
Fund domicile	Luxembourg
Management company	Danske Invest Management A/S

Charges

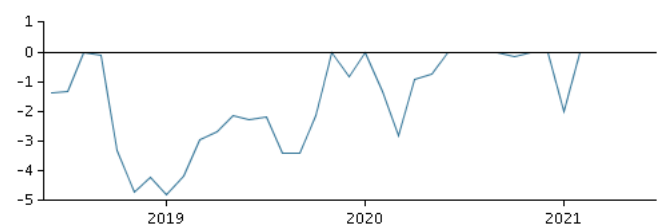
Ongoing charge	1.11%
Max. entry charge	5.00%
Max. exit charge	1.00%
Performance fee: 20% of the outperformance as defined in the prospectus in the section 'Charges and Expenses'. In the fund's last financial year the performance fee was 1.23%.	

Risk indicator

The indicator illustrates the typical correlation between the risk and your potential return of the investment.

**Return in the period: 15.06.2018 - 30.06.2021**

The default for the chart is the return for the past 5 years as of end of month or, if the fund is less than 5 years old, since launch. Past performance is not a reliable indicator of future results.

Drawdown

Monthly return

	Jan	Feb	Mar	Apr	May	Jun	Jul	Aug	Sep	Oct	Nov	Dec	YTD
2021	-2.02	2.24	3.67	1.58	0.68	0.87							7.14
2020	1.32	-1.31	-1.51	1.91	0.15	1.64	0.47	0.87	0.66	-0.14	1.13	1.09	6.40
2019	-0.58	0.64	1.20	0.31	0.53	-0.12	0.07	-1.21	-0.02	1.26	2.15	-0.84	3.40
2018						-1.36	0.03	1.56	-0.11	-3.21	-1.38	0.47	-4.00