

Objectives and investment policy

Objectives

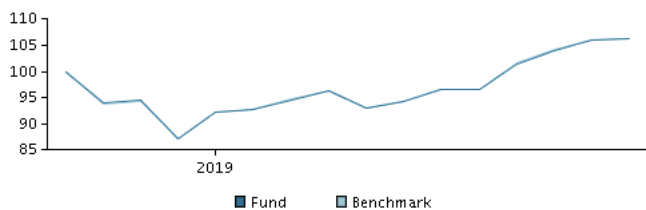
The objective of this fund is to generate a return at least equal to the return on Japanese equities. The fund is accumulating.

Investment policy

The fund invests in Japanese equities. The investment strategy is passive, i.e. index-based. This means that the investments in the portfolio reflects the fund's benchmark. There may be investments that are not included in the index. As an investor you can expect that the return in general corresponds to the development in the benchmark. The return will typically be slightly lower than the development in the fund's benchmark due to charges. The investments in the fund are subject to certain ethical restrictions. Currency risk is not hedged and fluctuations in exchange rates may affect the return. Fund units can normally be redeemed on banking days.

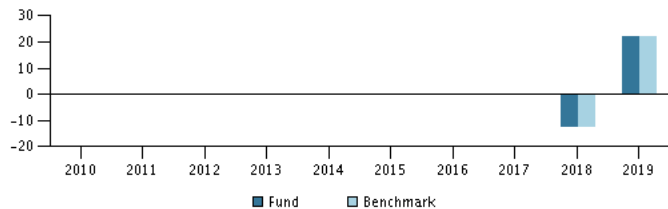
Recommendation: This fund may not be appropriate for investors who plan to withdraw their money within 5 years.

Return in the period: 30.09.2018 - 31.12.2019



The default for the chart is the return for the past 5 years as of end of month or, if the fund is less than 5 years old, since launch. Past performance is not a reliable indicator of future results.

Annual return as of 31.12.2019, %



Annual return as of 31.12.2019

	2014	2015	2016	2017	2018	2019
Fund, %					-12.7	21.8
Benchmark, %					-12.8	22.0

Return as of 31.12.2019

	1 mth.	3 mth.	1 year	3 years	start
Fund, %	0.3	4.8	21.8		6.3
Benchmark, %	0.3	4.6	22.0		6.4

Charges

Ongoing charge	0.25%
Max. entry charge	0.10%
Max. exit charge	0.10%
Performance fee	0.00%

Manager



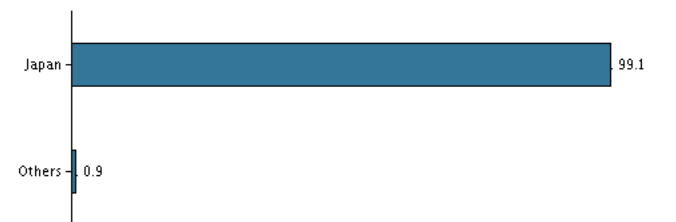
Name:
Kim Thomsen
Danske Bank Asset Management
Title:
Chief Portfolio Manager
Background:
FD
Years of experience:
34

10 largest holdings as of 29.11.2019 *)

Name of investment/security	Weight
Toyota Motor Corp.	4.5%
Sony Corp.	2.2%
Mitsubishi Ufj Financial Group	1.8%
Softbank Group Corp (Jp)	1.8%
Keyence Corp.	1.7%
Takeda Pharmaceutical	1.7%
Kddi Corp.	1.4%
Sumitomo Mitsui Financial Group Inc.	1.4%
Recruit Holdings Co.Ltd.	1.4%
Honda Motor Co. Ltd.	1.3%

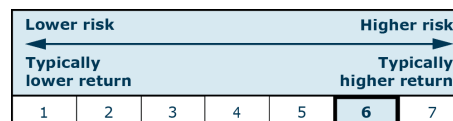
*) Please note that all holdings are delayed with 1 month.

Asset allocation: Regions as of 29.11.2019, %



Risk indicator

The indicator illustrates the typical correlation between the risk and your potential return of the investment.



Risk key figures for the period 30.09.2018 - 31.12.2019

Average annual return, %	5.03
Sharpe Ratio	0.44
Volatility	12.38
Tracking Error	0.30
Information Ratio	-0.11

Basic information

ISIN code	DK0061077104
Benchmark	MSCI Japan inkl. nettoudbytter
Website	https://www.danskeinvest.lu
Fund domicile	Denmark
Currency	DKK
Total assets, mill., 21.01.2020, DKK	1,276.8
Net asset value (NAV), 21.01.2020	108.72